

DEVELOP[®]

TABLE BASES



A-BASES: Standard, Café Height & Adjustable

For thousands of years columns have denoted places of gathering, where socialization and the exchange of ideas were encouraged. While there is no mistaking Develop's A-Bases for relics, their simple shapes are sure to make them instant classics.

Available in a 29" standard seating height as well as a 42" café height, fixed A-Bases add depth and visual interest to community spaces and casual gathering areas. They are also a natural fit in custom office configurations, where their pedestals integrate seamlessly with other product lines.

Contemporary steel columns in 3", 4", 5", and 6" diameters accommodate tabletops from a cozy 24" x 24" square to an expansive 60" round while chrome and powder-coat finishes in a variety of colors allow them to fit in wherever they are invited.

Both the disk and tapered leg configurations include adjustable thermoplastic glides for additional stability on uneven floors, and high-quality steel materials for durability that will outlast cast iron and closing time.



Disk Pedestal Base -
features a 4" column composed of .04" thick steel with a welded reinforcement.



Tapered Pedestal Base -
features a 3" column composed of .04" thick steel that gracefully transitions to the base.

TABLE BASES

Why choose between standard seating height and café height if you don't have to? Height-adjustable A-Bases can be set to either—or any other height over their 27" to 44¾" range—proving that even a classic design can benefit from a fresh perspective.

A paddle control located discretely beneath the tabletop activates the pneumatic mechanism, allowing the top to be raised or lowered smoothly and easily. Its tapered pedestal base, 3" diameter column, and black or chrome finish options all help the adjustable base create a cohesive look in mixed-use environments that particularly benefit from its flexibility.



E-BASES: Fixed, Folding, Flip-Top & Café Height

Its timeless form makes Develop's E-Base an intelligent choice for any workspace. The tubular steel legs and columns are precisely cut and brazed for seamless strength enhanced by the optional chrome finish. In addition to the corrosion-resistant duplex chrome finish, all E-Bases are available in dozens of powder-coat colors.

Multiple sizes of T- and TT-leg fixed bases suit a variety of traditional table shapes and purposes, but casual spaces especially benefit from X-legs. Standard and café heights round out your options, but regardless of the style you choose, 14-gauge steel makes sure that it will last.

Folding-leg models are designed with the same sturdy components as the fixed-top bases, and snap firmly in the fully open position for security and stability. In the closed position the legs fold tightly against the tabletop for compact storage. A standard bumper protects tabletops from dings and scratches when they are stacked.

E-Bases are also available with a flip-top mechanism that is spring-loaded for easy use. Folding bases are available in multiple sizes of T- and TT-legs, while flip-top models come in X-leg and T-leg configurations. Whether in conference rooms, offices, or workspaces, the simplicity and craftsmanship of E-Bases bring form and function to your environment.



Folding Legs - can be specified on E-Bases with T- or TT-leg configurations. T-legs can also be ordered with a flip-top option.



Modesty Panels - can be removed with a quick-release option to easily transition tables into different configurations.



Rolling Option - allows tables of any dimension to be moved more easily for cleaning and maintenance.



Rolling Bases - use discreet wheels beneath one end of the table to allow it to be "driven" when the other end is lifted.

H-BASES: Flip-Top


Nimble and agile, the H-Base features an asymmetric leg profile that makes it ready for anything educational and training environments can serve up.

Designed for single-sided use, H-Bases in 20" to 36" depths maximize functional space for the user with their unique flip-top mechanism and flared legs. The offset leg posts also allow the tables to be nested compactly in storage, as does the H-Base's revolutionary flip-top mechanism.

The mechanism is engaged when a pull-handle in the center of the table is used to unlock the top. The operator is then able to lift the top into the upright position with one hand. When the top reaches the full upright position a second gravity lock deploys, making the tables easy to move and store securely.

After its asymmetrical legs, the most obvious features of the H-Base are its sturdy casters. Available with black or white hubs, locking casters make the tables easy to reconfigure, and even easier to keep in place on uneven or sloping floors.

With modern features and a leg design that seems to be striding forward to meet the user, H-Bases embody the fast-paced, collaborative 21st century learning environment.



Flip-Top Mechanism - is activated by a center pull-handle to make reconfigurations and storage a one-person job.



Lock - automatically engages when the tabletop is moved into the full upright position to prevent accidental shifting in storage.

L-BASES: Fixed & Electrically Adjustable

With an understated rectangular leg and low-profile foot, L-Bases call attention to themselves for what they do, not how they look. Even at rest, L-Bases put users first. The width-adjustable frames keep cross members close to the underside of the table, eliminating the need for a knee-bruising mid-mount beam.

The sturdy steel construction, centered leg post and unobtrusive foot allow fixed-height L-Bases to not only support worksurfaces up to 36" x 72", but also accommodate the users that gather around both sides of them.

In addition to the fixed-height base, a dual-motor electric adjustable base is available, offering sit-stand capabilities. Dual-motor tables use two motors to drive each set of legs independently and a control box to synchronize them.

Adjustable L-Base tables have telescoping legs that create an attractive profile at every height, over their entire range of 26" to 52". In addition to the traditional T-leg, a cantilevered leg (C-leg) configuration is available to provide even more usable space beneath the worksurface on one side of the table.

A generous load capacity ensures that every L-Base can accommodate a typical user's equipment and supplies, so whichever model you choose, selecting an L-Base will leave you looking good and feeling even better.





Height Adjustment - from 26" to 52" can be made by dual-motor L-Bases, making them perfect for sit-stand applications.



Unobtrusive Controls - easily and smoothly adjust tables under load. A deluxe option also displays the height and stores presets.



Undermount R8 - allows 8 under-surface electrical receptacles to be powered by a single plug-in connection.



Vertical Cable Management - keeps power cords and cables running from the floor to the surface neat and safe during height adjustments.

P-BASES: Fixed, Folding, Flip-Top & Café Height

Instead of conventional round tubes, Develop's P-Bases feature elliptical feet for a touch of contemporary elegance. Poly end-caps and column-caps are available in a variety of colors.


Fixed T-leg and TT-leg configurations are each available in two sizes and in standard seating or café heights. Fixed X-legs can also be specified in two sizes and heights to suit a variety of applications. 14-gauge steel components make every option a durable one. Adjustable nylon-tipped glides are standard on all models to protect your flooring.

The flip-top and folding bases are just as hardworking as the rest of the family, they just keep a lower profile at the end of the day. The folding legs of P-Bases snap securely into place to prevent shifting in storage, while hinge bumpers protect other tabletops from scratches whether they are stacked vertically or horizontally.


In addition to the standard folding bases for tables over 60" long, we offer short fold bases which allow the legs of 48" and 60" tables to be folded neatly within the tabletop's footprint. Flip-top models are available in two sizes of X- and T-legs. Both are ready to work as hard as you are and look great doing it.



Vertical Leg Wire Manager (all tables) - consists of a black rigid plastic sleeve that attaches to the table leg to route cables cleanly.




Flip-Top - reduces the storage space required for any size table without putting its top in contact with the floor.



Ganging Device (all tables) - allows tables to be mechanically connected without requiring tools and stows securely when not in use.



Legs - are finished with adjustable nylon-tipped glides to protect flooring.



Folding Mechanism - for tables 48" or 60" long is called a short-fold base; tables over 60" use a standard folding base.

T-BASES: Fixed, Folding & Flip-Top

With modern styling and mobility, Develop's T-Bases provide you with countless options. Square, round, rectangular, and trapezoidal shapes can be accommodated to create innovative arrangements that are a snap to reconfigure.

Even when T-Bases are stationary, their styling indicates they will be ready for whatever comes next. The drawn-steel uprights, substantial casters, and angled leg profile make T-Bases look like they could handle off-road conditions, even if they are more likely to encounter heavy pile than dry washes.

Accessories suited to the typical collaborative or classroom environment include quick-release or folding modesty panels, a unique tool-free ganging mechanism and PowerUp®, an option that provides desktop access to power and data.

Convenient flip-top and folding table options allow you to maximize your storage space and transport tables with ease. Flip-top tables with a single bar mechanism allow you to release the paddles at both ends of the table with one hand and flip it without assistance. Folding tables include safety locks that prevent accidental movement of the legs.

With their outstanding functionality and eye-catching design, Develop's T-Bases will make you look at tables like you never have before.



Modesty Panels - are available in quick-release or folding varieties that can be detached or swing out of the way when tables are stored.



Nesting Tables - allows them to be stored more efficiently than if they were upright, without any risk of tabletops contacting the floor.



Single Bar Flip Action - makes transporting and storing the tables a single-handed proposition.

W-BASES: Fixed & Adjustable

Taking their cues from the Mid-Century modern aesthetic, W-Bases cover all the angles. Relying on simple geometric shapes to create a T-leg that is as robust as it looks, W-Bases require no interfering cross-braces.

Low profile feet and a single-post leg design allow the fixed-height bases to do double duty supporting worksurfaces within stations as well as freestanding tabletops. Also multiplying the utility of these bases, are three height-adjustable models.

Crank-adjustable bases rely on a rod & pinion gear system to connect the ends of the base allowing them to move smoothly in unison from 27" to 47". When not in use, the crank handle stows unobtrusively beneath the tabletop.

Electrically adjustable bases are available with a standard or deluxe controller that stores presets for faster and more accurate adjustments. The deluxe controller also digitally displays the height, allowing multiple tables to be set to the same height from 22" to 48" easily.

Counter balance bases use a spring and pneumatic cylinder working in concert to make the tabletop seem weightless when the brake is disengaged. They allow users to make adjustments over the 28"-47" range intuitively with very little effort.



Rolling Base - uses inline casters beneath one end of the table to allow a user to lift the opposite end and steer the base out of the way.



Electrically Adjustable Bases - are available with controllers that store presets, allowing users to make adjustments quickly and accurately.



Crank Mechanism - allows a single person to make height adjustments manually requiring no power cords.



