



**CORNHUSKER
STATE
INDUSTRIES**

Building Opportunities



SPRING 2020 PRODUCTS AND SERVICES CATALOG

csi.nebraska.gov

Visit to see more products, pictures, options and current prices

800 Pioneers Blvd., Lincoln, NE 68502 | **Toll Free:** 800-348-7537

Web: csi.nebraska.gov | **Email:** csi.salesandmarketing@nebraska.gov

ABOUT CORNHUSKER STATE INDUSTRIES

In 1886, the first prison industry shops were built within the Nebraska State Penitentiary, for cobbling shoes, making furniture, processing laundry, and canning penitentiary-grown produce. We've come a long way since then!

Today, CSI operates shops and programming in five NDCS institutions. We are a business and we use the techniques of a regular business to design – draft – engineer – manufacture – assemble – sew – stitch – recondition – refinish – reupholster – repair – print – paint – launder – finish – engrave – transcribe – market – sell – deliver products to our customers throughout Nebraska.

At the same time we are here to provide public service. Our product lines range from Braille transcription and repair to fine custom wood furniture, outdoor furnishings, printing, laundry service,

janitorial products, clothing, dry goods and making all Nebraska license plates.

We have 15 shops located within the Nebraska State Penitentiary, Lincoln Correctional Center, Omaha Correctional Center, Nebraska Correctional Center for Women, and Tecumseh State Correctional Institution providing meaningful jobs and programming for hundreds of incarcerated men and women workers.

In addition, CSI is responsible for the provision of incarcerated men and women road crews throughout the state that assist other state agencies and political subdivisions. We are always looking to expand our operations, thereby offering more programming opportunities for our incarcerated men and women workers.

MISSION: BUILDING OPPORTUNITIES

Our mission is to use work as a tool to prepare incarcerated men and women for successful reentry back into our communities.

We provide meaningful work experience by building quality products, providing services and creating value for our external customers.

Work skills are supplemented with training, education and certifications so CSI workers can effectively translate their abilities into post-release success.

CSI VALUES

Individual Growth - We invest intentionally in CSI staff and workers to develop their individual potential and contribute to success inside and outside of the organization.

Integrity - We strive to model integrity in all that we do, acknowledging that everyone plays an important role in demonstrating professional behavior and respect.

Engagement - We seek to engage our stakeholders to sustain high levels of motivation, teamwork, collaboration and accomplishment.

Communication - Communication is vitally important to propel our vision, share knowledge, offer feedback and celebrate success.

Quality - Quality is built into all processes, products and services so that we may be more effective organization.

CSI VISION STATEMENT:

To build opportunities for CSI workers to achieve gainful employment upon release.

SALES REPRESENTATIVES

For faster service please contact your local sales representative below. Our sales team is here to

- Discuss your project over the phone
- Answer your email and provide relevant information you requested
- Schedule an onsite visit at your office during which he/she can measure the space in order to produce a computer generated design and discuss details about your project
- If you decide to visit our showroom, demo products and answer your questions
- Provide you an official quote
- Work with you during the ordering process
- Provide an estimated delivery time
- Follow up with you after the products are delivered

Nancy Chanhara

Phone: 402-471-1233

Cell Phone: 402-405-5170

Email: nancy.chanhara@nebraska.gov

Sales territory includes Lincoln and counties in SE Nebraska:

Clay, Fillmore, Gage, Hamilton, Jefferson, Johnson, Lancaster, Merrick, Nemaha, Nuckolls, Pawnee, Richardson, Saline, Seward, Thayer, York

Pamela Kocina-Kerzman

Phone: 402-522-7088

Cell Phone: 402-378-3258 (please note: this cell phone may not be answered during work hours due to NDCS policy)

Email: pamela.kocina-kerzman@nebraska.gov

Sales territory includes Omaha and counties in NE and Eastern Nebraska:

Antelope, Boone, Burt, Butler, Cass, Cedar, Colfax, Cuming, Dakota, Dixon, Dodge, Douglas, Knox, Madison, Nance, Otoe, Pierce, Platte, Polk, Sarpy, Saunders, Stanton, Thurston, Washington, Wayne

Matt Zier

Phone: 402-471-1246

Cell Phone: 402-326-9981

Email: matthew.zier@nebraska.gov

Sales territory includes the following Western Nebraska counties:

Adams, Arthur, Banner, Blaine, Box Butte, Boyd, Brown, Buffalo, Chase, Cherry, Cheyenne, Custer, Dawes, Dawson, Deuel, Dundy, Franklin, Frontier, Furnas, Garden, Garfield, Gosper, Grant, Greeley, Hall, Harlan, Hayes, Hitchcock, Holt, Hooker, Howard, Kearney, Keith, Keya, Kimball, Lincoln, Logan, Loup, McPherson, Morrill, Paha, Perkins, Phelps, Red Willow, Rock, Scotts Bluff, Sheridan, Sherman, Sioux, Thomas, Valley, Webster, Wheeler

ELIGIBLE CUSTOMERS

Based on Nebraska state statute 83-145, "all departments, institutions, and agencies of this state which are supported in whole or in part by taxation for state purposes and all counties and other political subdivisions of this state shall purchase from the Nebraska Department of Correctional Services all articles required by them produced, printed, or manufactured by incarcerated men and women confined in facilities of the Nebraska Department of Correctional Services."

TABLE OF CONTENTS

Pricing and options (stains, hardware, laminate, fabrics, colors, etc.) at the time of printing may have changed and this should be used as a reference guide. For latest pricing and options please visit our website csi.nebraska.gov or contact your sales representative.

DISTINCTIVE FURNITURE

Desks	8
Office Extras & Lighting	19
Monitor Arms & Power Modules	21
Sit/Stand Desk Solutions	22
Bookcases	24
Carrel, Credenza & Podium	31
Edge Profiles, Trim & Hardware	33

SEATING

Task	37
Nesting & Stacking Chairs	44
Folding Chairs	46
Benches	47
Lounge, Guest & Ottomans	48
Children Lounge, Student & Desks	54

TABLES

Conference Tables	63
4 Leg Wooden Tables	65
Wood & Upholstered Lounge Tables	66
Dinette & Pub Height Table	69
Adjustable/Activity Tables	70
Folding, Utility & Metal H Tables	71
H-Base	72
T-Base	74
L-Base	76
Unify Tables	78
Rectangular & Round with seats	79
Tables without seats	84

MODULAR OFFICE SYSTEMS

PowerWorks® Panel System	90
General Information	92
Adjustable worksurfaces	94
Basic Worksurfaces	96
Mobile surfaces	100
Peninsula	101
Transitional	103
Overheads	107
Accessories	108

FILING CABINETS

Lateral	110
Pedestal	114
Vertical	116
Bookcases	118
Vini	120

SIGNS

Wall Signs	124
ADA Signs	125
Road Signs	126
Building Signs	129

OUTDOOR FURNISHINGS

Bench	130
Bike Rack	130
Picnic Table	131
Grills	132

NAME PLATES AND BADGES

Name Plates	134
Badges	136

CUSTOM AWARDS

Glass & Acrylic Awards	138
Engraved Glass, Marble & Maple	140
Hanging & Desk Plaques	142
Nebraska Plaques	143

INSTITUTIONAL & LAW ENFORCEMENT

Metal Beds, Mattresses & Bedding	144
Laundry Bags	145
Bath Towels & Washcloths	146
Isolation Blanket	147
Stack-A-Bunk & Steel Footlocker	147
Integra Chairs	148
Clothing	149
Service Dog Vest	155

JANITORIAL

Laundry Products	156
Floor Care & Soaps	157
Cleaners & Disinfectants	158
Specialty Chemicals	159
Dispensing Accessories	159

OTHER SERVICES

Library Furnishings	160
Laundry & Floor Mats	162
Printing	163
Reupholster, Recondition & Refinish	164
Cabinets	166
Braille	166
Gym & Athletics	167

Warranty, Terms, Conditions & Ordering	168
--	-----



DISTINCTIVE FURNITURE

DESKS, CONFERENCE TABLES,
BOOKCASES, CREDENZAS AND MORE



SERIES 2000 AND 3000 DESKS

The Series 2000 – 3000 desk is designed for anyone who needs plenty of workspace and storage. The main section is 30" high by 72" wide by 30" deep, with a return that is 30" high by 48" wide by 24" deep. Two standard pedestals feature box-box-files with locks on top box drawers, dictation slides, and a lockable center drawer, as well as hardwood edge, and easy care laminate top. Our pullout computer keyboard tray is a standard feature on this style.



Item Number	Description	Price
F-DK-2000-1-R	Walnut stain w/right hand return, Roman Ogee edge—Birch	\$1055
F-DK-2000-2-R	English Oak stain w/right hand return, Roman Ogee edge—Birch	\$1055
F-DK-2000-1-L	Walnut stain w/left hand return, Roman Ogee edge—Birch	\$1055
F-DK-2000-2-L	English Oak stain w/left hand return, Roman Ogee edge—Birch	\$1055
G-DK-2000-L	Custom stain/laminate w/left hand return—Birch	\$1100
G-DK-2000-R	Custom stain/laminate w/right hand return – Birch	\$1100
G-DK-3000-L	Custom stain/laminate w/left hand return—Oak	\$1100
G-DK-3000-R	Custom stain/laminate w/right hand return—Oak	\$1100

SERIES 2100 AND 3100 DESKS

Designed for the busy executive, the main section of this desk is 30" high by 90" wide by 30" deep, with a return that is 30" high by 48" wide by 30" deep. Two standard pedestals feature box-box-files with locks on top box drawers, dictation slides, and a lockable center drawer, as well as hardwood edge, and easy care laminate top. Our pullout computer keyboard tray is a standard feature on this style.



Item Number	Description	Price
F-DK-2100-1-R	Walnut stain with right hand return, Roman Ogee edge—Birch	\$1150
F-DK-2100-2-R	English Oak stain with right hand return, Roman Ogee edge—Birch	\$1150
F-DK-2100-1-L	Walnut stain with left hand return, Roman Ogee edge—Birch	\$1150
F-DK-2100-2-L	English Oak stain with left hand return, Roman Ogee edge—Birch	\$1150
G-DK-2100-L	Custom stain/laminate with left hand return—Birch	\$1165
G-DK-2100-R	Custom stain/laminate with right hand return—Birch	\$1165
G-DK-3100-L	Custom stain/laminate w/ left hand return—Oak	\$1165
G-DK-3100-R	Custom stain/laminate w/ right hand return—Oak	\$1165

SERIES 2200 AND 3200 DESKS

The Series 2200 desk is a traditional, two-pedestal desk measuring 30" high by 72" wide by 36" deep. Two standard pedestals feature box-box-files with locks on top box drawers, dictation slides, and a lockable center drawer, as well as hardwood edge, and easy care laminate top.



Item Number	Description	Price
F-DK-2200-1	Walnut stain, Roman Ogee edge—Birch	\$935
F-DK-2200-2	English Oak stain, Roman Ogee edge—Birch	\$935
G-DK-2200	Custom stain/laminate—Birch	\$985
G-DK-3200	Custom stain/laminate—Oak	\$985

SERIES 2300 AND 3300 DESKS

The Series 2300 desk is another traditional, two-pedestal desk, but is sized for the smaller office. This desk measures 30" high by 60" wide by 30" deep. Two standard pedestals feature box-box-files with locks on top box drawers, dictation slides, and a lockable center drawer, as well as hardwood edge, and easy care laminate top. Please note that our standard pullout computer keyboard tray will not fit this style.



<u>Item Number</u>	<u>Description</u>	<u>Price</u>
F-DK-2300-1	Walnut stain, Roman Ogee edge—Birch	\$820
F-DK-2300-2	English Oak stain, Roman Ogee edge—Birch	\$820
G-DK-2300	Custom stain/laminate—Birch	\$895
G-DK-3300	Custom stain/laminate—Oak	\$895

SERIES 2400 AND 3400 COMPUTER DESK

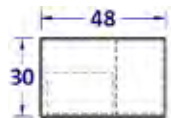
Need a simple but elegant computer desk? This desk fits the bill, measuring 30" high by 48" wide by 24" deep. There are no pedestals, locks, or dictation slides, but the easy care laminate top and hardwood edge maintain design continuity, if pairing with any of our desks above.



<u>Item Number</u>	<u>Description</u>	<u>Price</u>
F-DK-2400-1	Walnut stain, Roman Ogee edge—Birch	\$320
F-DK-2400-2	English Oak stain, Roman Ogee edge—Birch	\$320
G-DK-2400	Custom stain/laminate—Birch	\$345
G-DK-3400	Custom stain/laminate—Oak	\$345

SERIES 2500 AND 3500 DESKS

Designed for the smaller office, this 30" high by 48" wide by 30" deep desk has one standard pedestal, featuring box-box-file with lock on top box drawer, dictation slide, lockable center drawer, easy care laminate top, and hardwood edge. If desired, a standard pullout computer keyboard tray can be purchased and added to this style.



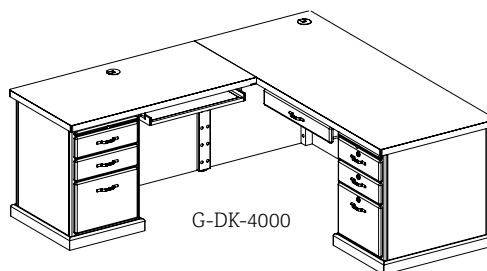
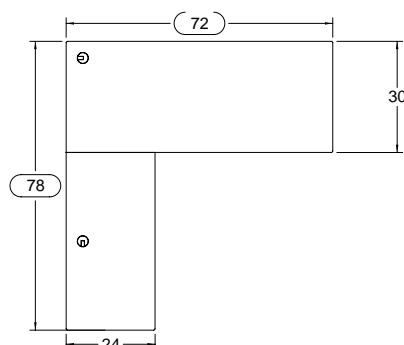
<u>Item Number</u>	<u>Description</u>	<u>Price</u>
F-DK-2500-1	Walnut stain, Roman Ogee edge—Birch	\$640
F-DK-2500-2	English Oak stain, Roman Ogee edge—Birch	\$640
G-DK-2500	Custom stain/laminate—Birch	\$670
G-DK-3500	Custom stain/laminate—Oak	\$670



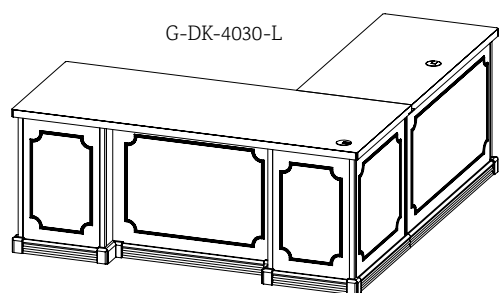
F-DK-2500

SERIES 4000 AND 5000 DESKS

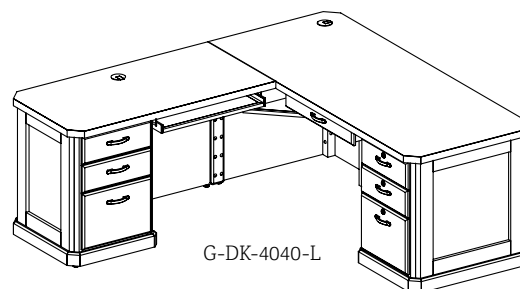
The Series 4000-5000 desk is designed and built with the same concepts of storage and quality as the previous versions. The changes come in the aesthetics of the desk. Choose from Traditional, Fluted or Panel style desk. The main section is 30" high by 72" wide by 30" deep, with a return that is 30" high by 48" wide by 24" deep. Two standard pedestals feature box-box-files with locks on one pedestal, dictation slides, and a center drawer, as well as hardwood edge, and easy care laminate top. Our pullout computer keyboard tray is a standard feature on these styles. Below items in Birch are also offered in Oak, change 4 to 5 in item numbers (ex: G-DK-4000-R becomes G-DK-5000-R). Choose the laminate, wood stain, pulls and edge profile.



G-DK-4000



G-DK-4030-L



G-DK-4040-L

TRADITIONAL STYLE

<u>Item Number</u>	<u>Description</u>	<u>Standard</u>	<u>Custom</u>
G-DK-4000-L	Left Return Wood Keyboard	\$1180	\$1242
G-DK-4000-R	Right Return Wood Keyboard	\$1180	\$1242
G-DK-4010-L	Left Return Adjustable Keyboard	\$1340	\$1410
G-DK-4010-R	Right Return Adjustable Keyboard	\$1340	\$1410

FLUTED STYLE

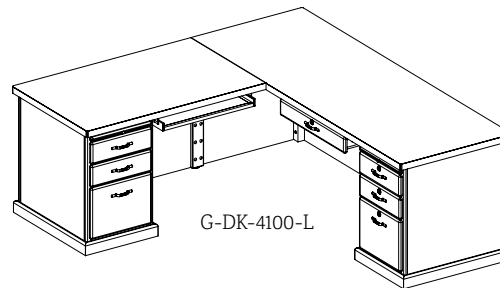
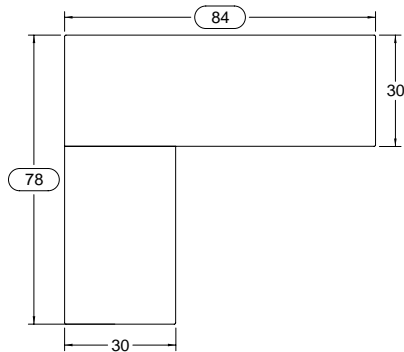
<u>Item Number</u>	<u>Description</u>	<u>Standard</u>	<u>Custom</u>
G-DK-4020-L	Left Return Wood Keyboard	\$1421	\$1495
G-DK-4020-R	Right Return Wood Keyboard	\$1421	\$1495
G-DK-4030-L	Left Return Adjustable Keyboard	\$1591	\$1675
G-DK-4030-R	Right Return Adjustable Keyboard	\$1591	\$1675

PANEL STYLE

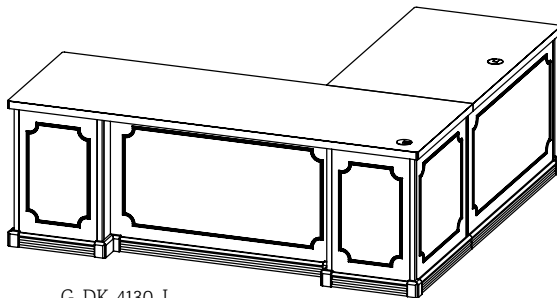
<u>Item Number</u>	<u>Description</u>	<u>Standard</u>	<u>Custom</u>
G-DK-4040-L	Left Return Wood Keyboard	\$1426	\$1501
G-DK-4040-R	Right Return Wood Keyboard	\$1426	\$1501
G-DK-4050-L	Left Return Adjustable Keyboard	\$1566	\$1648
G-DK-4050-R	Right Return Adjustable Keyboard	\$1566	\$1648

SERIES 4100 AND 5100 DESKS

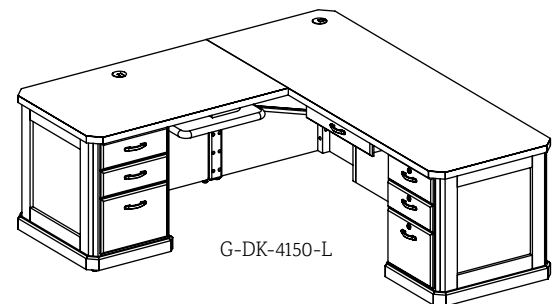
For a more executive look the 4100-5100 desk is perfect fit. The main section of this desk is 30" high by 84" wide by 30" deep, with a return that is 30" high by 48" wide by 30" deep. Two standard pedestals feature box-box-files with locks on one pedestal, dictation slides, and a center drawer, as well as hardwood edge, and easy care laminate top. Our pullout computer keyboard tray is a standard feature on these styles. Below items in Birch are also offered in Oak, change 4 to 5 in item numbers (ex: G-DK-4100-R becomes G-DK-5100-R). Choose the laminate, wood stain, pulls and edge profile.



G-DK-4100-L



G-DK-4130-L



G-DK-4150-L

TRADITIONAL STYLE

<u>Item Number</u>	<u>Description</u>	<u>Standard</u>	<u>Custom</u>
G-DK-4100-L	Left Return Wood Keyboard	\$1227	\$1291
G-DK-4100-R	Right Return Wood Keyboard	\$1227	\$1291
G-DK-4110-L	Left Return Adjustable Keyboard	\$1375	\$1447
G-DK-4110-R	Right Return Adjustable Keyboard	\$1375	\$1447

FLUTED STYLE

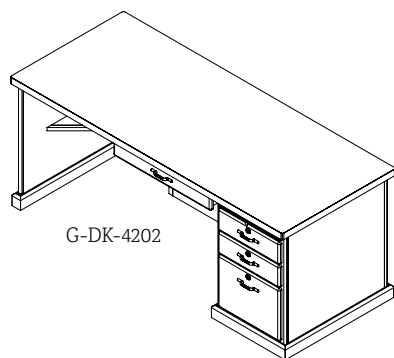
<u>Item Number</u>	<u>Description</u>	<u>Standard</u>	<u>Custom</u>
G-DK-4120-L	Left Return Wood Keyboard	\$1486	\$1564
G-DK-4120-R	Right Return Wood Keyboard	\$1486	\$1564
G-DK-4130-L	Left Return Adjustable Keyboard	\$1638	\$1724
G-DK-4130-R	Right Return Adjustable Keyboard	\$1638	\$1724

PANEL STYLE

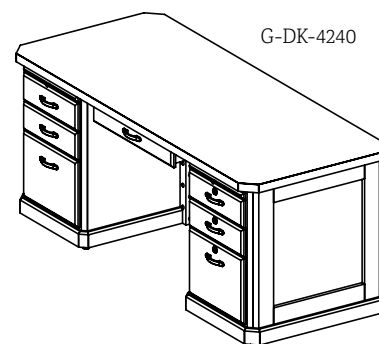
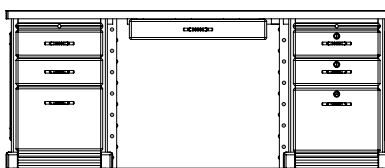
<u>Item Number</u>	<u>Description</u>	<u>Standard</u>	<u>Custom</u>
G-DK-4141-L	Left Return Wood Keyboard	\$1501	\$1580
G-DK-4141-R	Right Return Wood Keyboard	\$1501	\$1580
G-DK-4150-L	Left Return Adjustable Keyboard	\$1628	\$1714
G-DK-4150-R	Right Return Adjustable Keyboard	\$1628	\$1714

SERIES 4200 AND 5200 DESKS

The Series 4200-5200 desk is a two-pedestal desk measuring 30" high by 72" and 84" wide by 30" deep. Two standard pedestals feature box-box-files with right locking pedestal, dictation slides, and a center drawer, as well as hardwood edge, and laminate top. A single pedestal version is available and designed to be accompanied by an adjustable height table as return. These are offered in 3 new styles Traditional, Fluted and Panel. Below items in Birch are also offered in Oak, change 4 to 5 in item numbers (ex: G-DK-4200-R becomes G-DK-5200-R). Choose the laminate, wood stain, pulls and edge profile.



G-DK-4220



G-DK-4240

TRADITIONAL STYLE

	<u>Item Number</u>	<u>Description</u>	<u>Standard</u>	<u>Custom</u>
30 <input type="text" value="72"/>	G-DK-4200	Double Pedestal	\$1065	\$1121
	G-DK-4201	Left Pedestal	\$772	\$813
	G-DK-4202	Right Pedestal	\$772	\$813
30 <input type="text" value="84"/>	G-DK-4209	Double Pedestal Pencil Drawer	\$1075	\$1132
	G-DK-4210	Left Pedestal Pencil Drawer	\$797	\$839
	G-DK-4211	Right Pedestal Pencil Drawer	\$797	\$839

FLUTED STYLE

	<u>Item Number</u>	<u>Description</u>	<u>Standard</u>	<u>Custom</u>
30 <input type="text" value="72"/>	G-DK-4220	Double Pedestal Pencil Drawer	\$1200	\$1263
	G-DK-4221	Left Pedestal Pencil Drawer	\$918	\$966
	G-DK-4222	Right Pedestal Pencil Drawer	\$918	\$966
30 <input type="text" value="84"/>	G-DK-4229	Double Pedestal Pencil Drawer	\$1225	\$1289
	G-DK-4230	Left Pedestal Pencil Drawer	\$935	\$984
	G-DK-4231	Right Pedestal Pencil Drawer	\$935	\$984

PANEL STYLE

	<u>Item Number</u>	<u>Description</u>	<u>Standard</u>	<u>Custom</u>
30 <input type="text" value="72"/>	G-DK-4240	Double Pedestal Pencil Drawer	\$1211	\$1275
	G-DK-4241	Left Pedestal Pencil Drawer	\$940	\$990
	G-DK-4242	Right Pedestal Pencil Drawer	\$940	\$990
30 <input type="text" value="84"/>	G-DK-4249	Double Pedestal Pencil Drawer	\$1239	\$1304
	G-DK-4250	Left Pedestal Pencil Drawer	\$968	\$1019
	G-DK-4251	Right Pedestal Pencil Drawer	\$968	\$1019



G-DK-4250



F-DK-2000-1-L



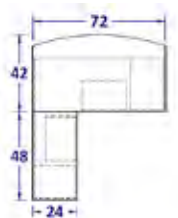
F-DK-2400-2



F-DK-2300-1

Turn your desk into an executive meeting space by adding the conference style top and expanding the depth of the main desk portion by 12" overall. Available in birch or oak. Choose the laminate, wood stain, pulls and edge profile.

SERIES 2000 AND 3000 DESKS - CONFERENCE TOP



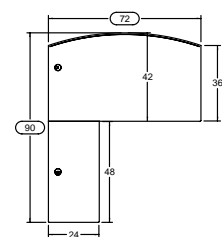
<u>Item Number</u>	<u>Description</u>	<u>Price</u>
G-DK-2002-R	Conference top w/Custom stain/laminate right hand return—Birch	\$1150
G-DK-2002-L	Conference top w/Custom stain/laminate & left hand return—Birch	\$1150
G-DK-3002-R	Conference top w/Custom stain/laminate & right hand return—Oak	\$1150
G-DK-3002-L	Conference top w/Custom stain/laminate & left hand return—Oak	\$1150

SERIES 2100 AND 3100 DESKS - CONFERENCE TOP



<u>Item Number</u>	<u>Description</u>	<u>Price</u>
G-DK-2102-R	Conference top w/Custom stain/laminate & right hand return—Birch	\$1215
G-DK-2102-L	Conference top w/Custom stain/laminate & left hand return—Birch	\$1215
G-DK-3102-L	Conference top w/Custom stain/laminate & left hand return—Oak	\$1215
G-DK-3102-R	Conference top w/Custom stain/laminate & right hand return—Oak	\$1215

SERIES 4000 AND 5000 DESKS - CONFERENCE TOP



TRADITIONAL STYLE

<u>Item Number</u>	<u>Description</u>	<u>Standard</u>	<u>Custom</u>
G-DK-4002-L	Left Return Wood Keyboard Conference Front	\$1252	\$1318
G-DK-4002-R	Right Return Wood Keyboard Conference Front	\$1252	\$1318
G-DK-4012-L	Left Return Adjustable Keyboard Conference Front	\$1392	\$1466
G-DK-4012-R	Right Return Adjustable Keyboard Conference Front	\$1392	\$1466

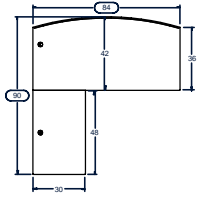
FLUTED STYLE

<u>Item Number</u>	<u>Description</u>	<u>Standard</u>	<u>Custom</u>
G-DK-4022-L	Left Return Wood Keyboard Conference Front	\$1500	\$1579
G-DK-4022-R	Right Return Wood Keyboard Conference Front	\$1500	\$1579
G-DK-4032-L	Left Return Adjustable Keyboard Conference Front	\$1644	\$1730
G-DK-4032-R	Right Return Adjustable Keyboard Conference Front	\$1644	\$1730

PANEL STYLE

<u>Item Number</u>	<u>Description</u>	<u>Standard</u>	<u>Custom</u>
G-DK-4042-L	Left Return Wood Keyboard Conference Front	\$1468	\$1545
G-DK-4042-R	Right Return Wood Keyboard Conference Front	\$1468	\$1545
G-DK-4052-L	Left Return Adjustable Keyboard Conference Front	\$1608	\$1692
G-DK-4052-R	Right Return Adjustable Keyboard Conference Front	\$1608	\$1692

SERIES 4100 AND 5100 DESKS - CONFERENCE TOP



TRADITIONAL STYLE

<u>Item Number</u>	<u>Description</u>	<u>Standard</u>	<u>Custom</u>
G-DK-4102-L	Left Return Wood Keyboard Conference Front	\$1318	\$1388
G-DK-4102-R	Right Return Wood Keyboard Conference Front	\$1318	\$1388
G-DK-4112-L	Left Return Adjustable Keyboard Conference Front	\$1467	\$1544
G-DK-4112-R	Right Return Adjustable Keyboard Conference Front	\$1467	\$1544

FLUTED STYLE

<u>Item Number</u>	<u>Description</u>	<u>Standard</u>	<u>Custom</u>
G-DK-4122-L	Left Return Wood Keyboard Conference Front	\$1541	\$1622
G-DK-4122-R	Right Return Wood Keyboard Conference Front	\$1541	\$1622
G-DK-4132-L	Left Return Adjustable Keyboard Conference Front	\$1696	\$1785
G-DK-4132-R	Right Return Adjustable Keyboard Conference Front	\$1696	\$1785

PANEL STYLE


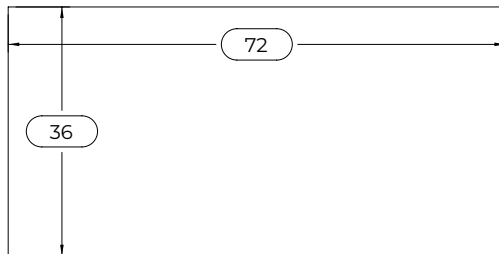
<u>Item Number</u>	<u>Description</u>	<u>Standard</u>	<u>Custom</u>
G-DK-4142-L	Left Return Wood Keyboard Conference Front	\$1601	\$1686
G-DK-4142-R	Right Return Wood Keyboard Conference Front	\$1601	\$1686
G-DK-4152-L	Left Return Adjustable Keyboard Conference Front	\$1674	\$1762
G-DK-4152-R	Right Return Adjustable Keyboard Conference Front	\$1674	\$1762



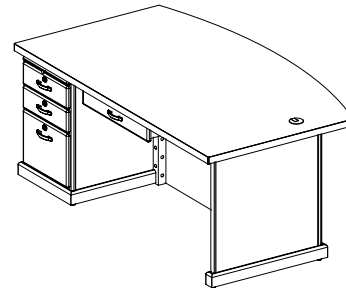
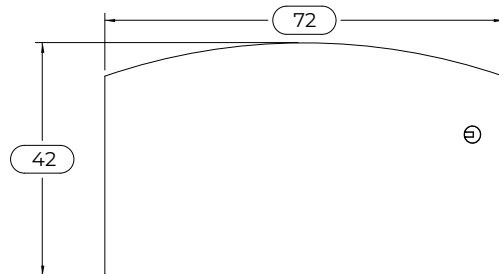
SERIES 4200 AND 5200 DESKS - CONFERENCE

TRADITIONAL STYLE

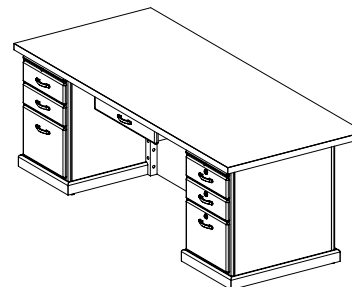
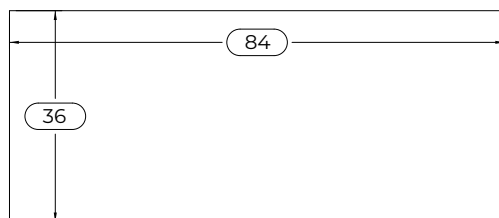
<u>Item Number</u>	<u>Description</u>	<u>Standard</u>	<u>Custom</u>
G-DK-4203	Double Pedestal Conference Front	\$1077	\$1134
G-DK-4204	Left Pedestal Conference Front	\$799	\$841
G-DK-4205	Right Pedestal Conference Front	\$799	\$841



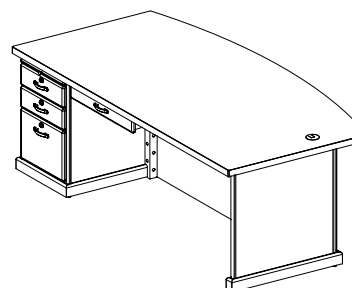
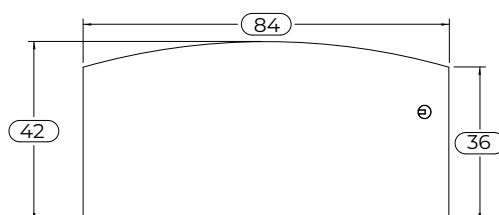
G-DK-4206	Double Pedestal Conference Front	\$1102	\$1160
G-DK-4207	Left Pedestal Conference Front	\$819	\$863
G-DK-4208	Right Pedestal Conference. Front	\$819	\$863



G-DK-4212	Double Pedestal Conference Front Pencil Drawer	\$1086	\$1143
G-DK-4213	Left Pedestal Conference Front Pencil Drawer	\$831	\$875
G-DK-4214	Right Pedestal Conference Front Pencil Drawer	\$831	\$875



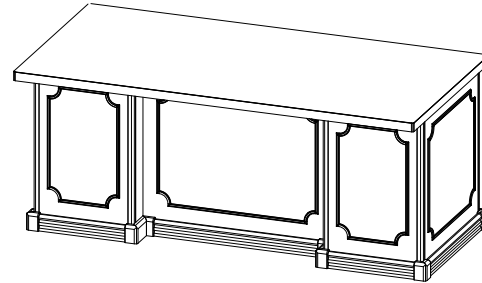
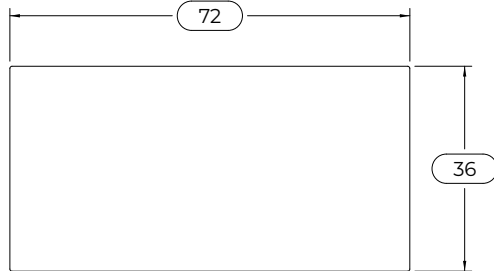
G-DK-4215	Double Pedestal Conference Front Pencil Drawer	\$1121	\$1180
G-DK-4216	Left Pedestal Conference Front Pencil Drawer	\$838	\$882
G-DK-4217	Right Pedestal Conference Front Pencil Drawer	\$838	\$882



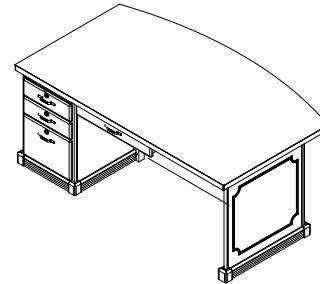
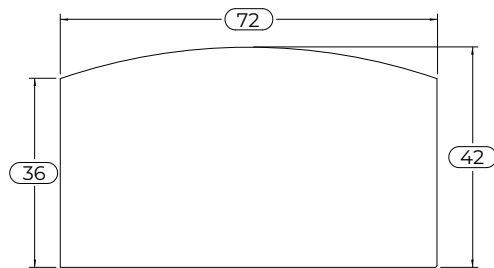
SERIES 4200 AND 5200 DESKS - CONFERENCE

FLUTED STYLE

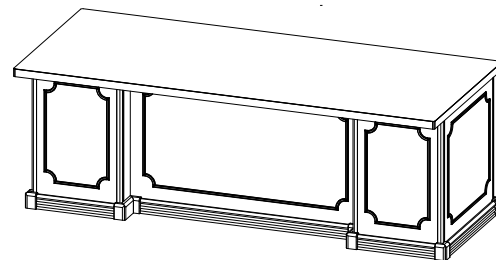
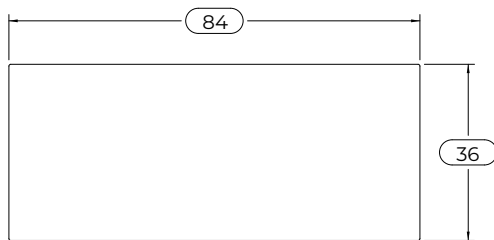
<u>Item Number</u>	<u>Description</u>	<u>Standard</u>	<u>Custom</u>
G-DK-4223	Double Pedestal Conference Front Pencil Drawer	\$1210	\$1273
G-DK-4224	Left Pedestal Conference Front Pencil Drawer	\$928	\$977
G-DK-4225	Right Pedestal Conference Front Pencil Drawer	\$928	\$977



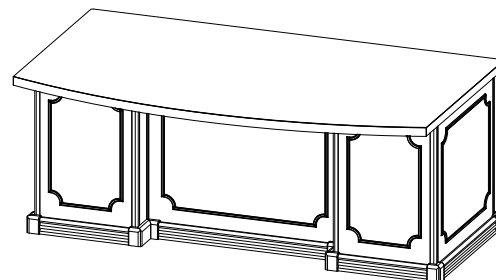
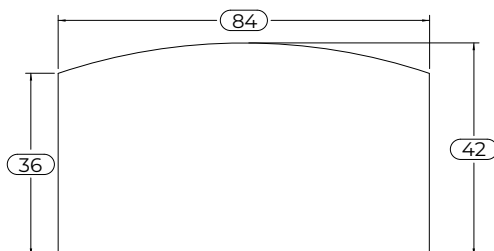
G-DK-4226	Double Pedestal Conference Front Pencil Drawer	\$1252	\$1317
G-DK-4227	Left Pedestal Conference Front Pencil Drawer	\$969	\$1020
G-DK-4228	Right Pedestal Conference Front Pencil Drawer	\$969	\$1020



G-DK-4232	Double Pedestal Conference Front Pencil Drawer	\$1229	\$1293
G-DK-4233	Left Pedestal Conference Front Pencil Drawer	\$947	\$997
G-DK-4234	Right Pedestal Conference Front Pencil Drawer	\$947	\$997




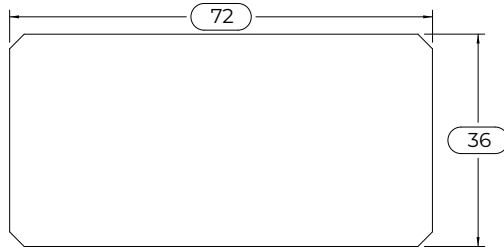
G-DK-4235	Double Pedestal Conference Front Pencil Drawer	\$1272	\$1339
G-DK-4236	Left Pedestal Conference Front Pencil Drawer	\$970	\$1021
G-DK-4237	Right Pedestal Conference. Front Pencil Drawer	\$970	\$1021



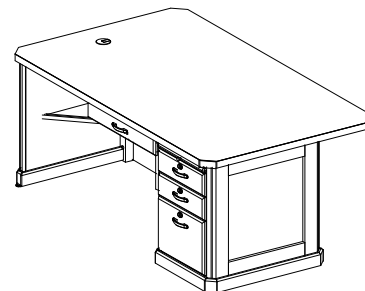

SERIES 4200 AND 5200 DESKS - CONFERENCE

PANEL STYLE

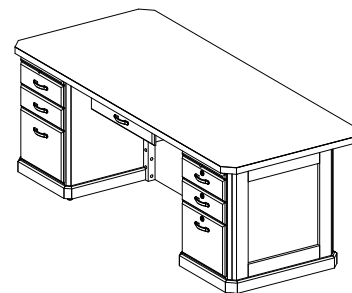
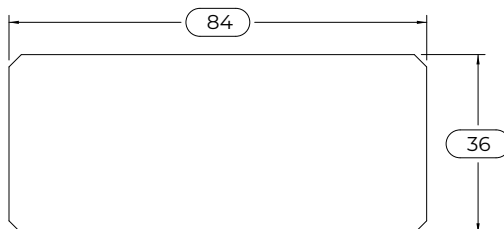
<u>Item Number</u>	<u>Description</u>	<u>Standard</u>	<u>Custom</u>
G-DK-4243	Double Pedestal Conference Front	\$1243	\$1308
G-DK-4244	Left Pedestal Conference Front	\$971	\$1022
G-DK-4245	Right Pedestal Conference Front	\$971	\$1022



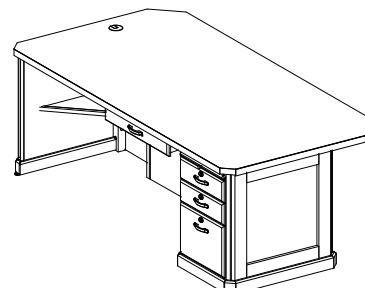
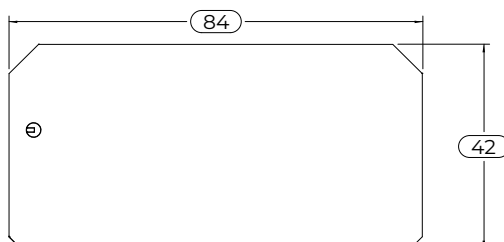
G-DK-4246	Double Pedestal Conference Front	\$1253	\$1319
G-DK-4247	Left Pedestal Conference Front	\$979	\$1030
G-DK-4248	Right Pedestal Conference Front	\$979	\$1030



G-DK-4252	Double Pedestal Conference Front Pencil Drawer	\$1272	\$1339
G-DK-4253	Left Pedestal Conference Front Pencil Drawer	\$1003	\$1056
G-DK-4254	Right Pedestal Conference Front Pencil Drawer	\$1003	\$1056



G-DK-4255	Double Pedestal Conference Front Pencil Drawer	\$1286	\$1353
G-DK-4256	Left Pedestal Conference Front Pencil Drawer	\$1016	\$1069
G-DK-4257	Right Pedestal Conference Front Pencil Drawer	\$1016	\$1069



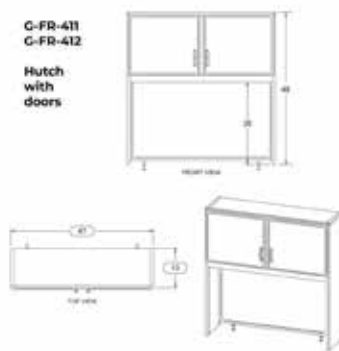
HUTCH

Our hutch works especially well on any of our desks with 48" return, or our smaller units that are 48" wide. The hutch measures 34" high by 47" wide by 13" deep and has 17" of clearance between the desk top and the storage shelf.



<u>Item Number</u>	<u>Description</u>	<u>Price</u>
F-DK-2800-1	Walnut stain—Birch	\$225
F-DK-2800-2	English Oak stain—Birch	\$225
G-DK-2800	Custom stain—Birch	\$260
G-DK-3800	Custom stain—Oak	\$260

HUTCH WITH CORKBOARD



The hutch with corkboard back works especially well on any of our desks with 48" return, or our smaller units that are 48" wide.

Standard Hutch measures 42" high by 47" wide by 13" deep and has 26" of clearance between the desk top and the storage shelf. Contact us for other wood options.

Hutch with Doors measures 48" high by 47" wide by 13" deep and has 26" of clearance between the desk top and the storage shelf. Don't forget to choose your choice of hardware when ordering.



Add our Tuck lighting for added light under the hutch.

<u>Item Number</u>	<u>Description</u>	<u>Price</u>
G-FR-411	Birch with Doors	\$464
G-FR-412	Oak with Doors	\$461
G-DK-4400	Birch with Custom stain (no doors)	\$320

SERIES 300 HALL TREE

Get rid of your hang-ups by using our hall tree! This unit is 70" tall and features 4 coat hooks and a base designed for stability.

<u>Item Number</u>	<u>Description</u>	<u>Price</u>
F-FR-300-1	Walnut stain—Birch	\$120
F-FR-300-2	English Oak stain—Birch	\$120
G-FR-300	Custom stain—Birch	\$150
G-FR-330	Custom stain—Oak	\$150



TUCK LIGHTING

Tuck under-cabinet task LED lighting has a low profile design and intuitive controls. You will notice improved lighting they provide. Tuck banishes the dark corners beneath transaction counters and over-heads, turning them into well-illuminated, functional workspaces. Its LEDs emit an energizing bright white light that provide faithful color representation.

Available in 12", 17", 31", and 44" lengths. Multiple fixtures can be interlinked with purchase of adder lights to create custom or longer runs. Interlinking allows a chain of fixtures to be powered by the starter light and controlled as one. View the chart online or contact your sales representative for more information.

Tuck's on-off switch also contains a touch dimming control. Touching the control adjusts the light level continuously from 100% to 15%. Energy conscious users will also appreciate an automatic shut-off feature.



<u>Item Number</u>	<u>Description</u>	<u>Price</u>
G-FR-TUCK12-DCA	12" LED Light Adder under shelf unit with 18" jumper cord	\$45
G-FR-TUCK12-DCP	12" LED Light Starter under shelf unit - 60W PS	\$86
G-FR-TUCK12-SGL	12" LED Light Single under shelf unit - 18W PS	\$68
G-FR-TUCK17-DCA	17" LED Light Adder under shelf unit with 18" jumper cord	\$51
G-FR-TUCK17-DCP	17" LED Light Starter under shelf unit - 60W PS	\$106
G-FR-TUCK17-SGL	17" LED Light Single under shelf unit - 18W PS	\$84
G-FR-TUCK31-DCA	31" LED Light Adder under shelf unit with 18" jumper cord	\$69
G-FR-TUCK31-DCP	31" LED Light Starter under shelf unit - 60W PS	\$124
G-FR-TUCK31-SGL	31" LED Light Single under shelf unit - 18W PS	\$101
G-FR-TUCK44-DCA	44" LED Light Adder under shelf unit with 18" jumper cord	\$84
G-FR-TUCK44-DCP	44" LED Light Starter under shelf unit - 60W PS	\$139
G-FR-TUCK44-SGL	44" LED Light Single under shelf unit - 18W PS	\$116



KEYBOARD DRAWER KIT

Our standard 24" wide by 12" deep pullout keyboard tray, complete with oversized 16" slides to allow for approximately 10" extension from the desk top. Not available on the Series 2300 desk.



<u>Item Number</u>	<u>Description</u>	<u>Price</u>
F-DK-2199-1	Walnut stain—Birch	\$55
F-DK-2199-2	English Oak stain—Birch	\$55
G-DK-2199	Custom stain—Birch	\$60
G-DK-3199	Custom stain—Oak	\$60

HOUDINI KEYBOARD ARM/TRAY



A versatile workspace solution that works for a wide variety of applications. The keyboard adjusts quickly and easily. Tray measures 19.5" wide by 11.5" deep and comes with Gel-Filled removable wrist rest and right/left adjustable mouse pad.

<u>Item Number</u>	<u>Description</u>	<u>Price</u>
G-FR-9944	Black only	\$179

M2.1 MONITOR ARMS

Single or Dual Monitors. It is going to instantly improve the comfort, health and productivity of your workspace. Fully compatible with traditional desks and sit/stand workstations alike, M2.1 meets a variety of configuration needs for lighter monitors up to 15 lbs. It is available in silver or black color. Choose the clamp mount or the bolt through mount for desks with a grommet.

M2.1 features the lowest cost of ownership of any monitor arm, meaning it is the easiest, quickest, and most cost-effective, arm to install and modify for future moves, additions and changes to the workstation. Its durable design also ensures the monitor arm won't need to be replaced for many years.



<u>Item Number</u>	<u>Description</u>	<u>Price</u>
G-FR-M21BTBBTB	Single monitor arm, bolt through mount, black	\$136
G-FR-M21BTSBTB	Single monitor arm, bolt through mount, silver	\$136
G-FR-M21CMBBTB	Single monitor arm, clamp mount, black	\$136
G-FR-M21CMSBTB	Single monitor arm, clamp mount, silver	\$136
G-FR-X22BTBMTBMTB	Dual monitor arm, bolt through mount, black	\$298
G-FR-X22BTSMTBMTB	Dual monitor arm, bolt through mount, silver	\$298
G-FR-X22CMBMTBMTB	Dual monitor arm, clamp mount, black	\$298
G-FR-X22CMSMTBMTB	Dual monitor arm, clamp mount, silver	\$298

FLEXCHARGE POWER MODULES

- The FlexCharge4 features 2 AC power outlets and 2 USB Quick-Charging ports for personal workstations.
- Included is a universal mounting bracket allowing flexible installations - clamp, grommet, or underneath the worksurface.
- The FlexCharge4 is UL and cUL Listed - exceeding stringent safety standards and requirements.



- The circular design of the FlexCharge9 compliments collaborative environments such as conference rooms, open offices, and third spaces.
- This unit includes 5 power outlets and 4 USB Quick-Charging ports to power multiple laptops, tablets, and smart phones.
- The FlexCharge9 is UL and cUL Listed - exceeding stringent safety standards and requirements.



<u>Item Number</u>	<u>Description</u>	<u>Price</u>
G-TB-FCH4-DSK	FlexCharge4	\$92

<u>Item Number</u>	<u>Description</u>	<u>Price</u>
G-TB-FCH9-POD	FlexCharge9	\$116

QUICKSTAND ECO WORKSTATION



No matter where you work, QuickStand Eco can work for you. This design has a smaller footprint allows more use of desktop area. The Eco has a simple setup and will blend into any environment. Main assembly holds up to 25 lbs. and has 18" of work surface height adjustment. Available in Black or White.



<u>Item Number</u>	<u>Description</u>	<u>Price</u>
G-FR-QSEBD	Black Dual Monitor Sit-Stand	\$430
G-FR-QSEWD	White Dual Monitor Sit-Stand	\$430
G-FR-QSEBS	Black Single Monitor Sit-Stand	\$378
G-FR-QSEWS	White Single Monitor Sit-Stand	\$378

QUICKSTAND WORKSTATION



A revolution for today's workspaces, the QuickStand height-adjustable workstation is an intuitive product. Add it to any existing work surface, instantly transforming a static, desk into a smart one. A sturdy build makes it a reliable investment in employee health and wellness. Only available in Black.

Note: Need to specify the monitor(s) connections when ordering.

<u>Item Number</u>	<u>Description</u>	<u>Price</u>
G-FR-QSBC30-FS	Dual Monitor Sit-Stand	\$639
G-FR-QSBL30-FS	Single Monitor Sit-Stand	\$559

KIC SIT-STAND WORKSTATION



Why settle for either/or when you can have both? KIC brings sit-stand capability to existing furniture layouts without costly or time-consuming reconfigurations. Compatible with systems furniture as well as freestanding desking, KIC's two configurations give it a place in virtually any environment.



<u>Item Number</u>	<u>Description</u>	<u>Price</u>
G-FR-KICM-001	Desk Mount version	\$198
G-FR-KICM-002	Clamp Mount version	\$198
G-FR-KICM-003	Single Monitor Mount	\$58
G-FR-KICM-004	Dual Monitor Mount	\$72

VOLANTÉ SIT-STAND WORKSTATION

Adding Sit-Stand capability to an existing workstation couldn't be easier. The tool-free installation takes minutes and only requires an existing desk or tabletop at least 24" deep. In addition to the spacious main platform, it includes a keyboard and mouse platform. The capacity and size of the main platform are sufficient to accommodate 2-24" monitors side by side.



<u>Item Number</u>	<u>Description</u>	<u>Price</u>
G-FR-VDS-5230B01	Sit-Stand workstation only	\$338
G-FR-KICM-003	Single monitor mount	\$58
G-FR-KICM-004	Dual monitor mount	\$72

ANTI-FATIGUE MAT

Ideal for standing desks, sit/stand workstations or other standing work areas it provides a comfortable surface to stand on for hours and hours.

The black rubber top provides maximum durability and includes beveled borders, which will not crack or curl.

The overall mat size is 22"x32" and its thickness is 3/4 inch.

This is a No Warranty item. Please inspect it at the time of delivery for any manufacturer defects.

<u>Item Number</u>	<u>Size</u>	<u>Price</u>
G-WM-001	Anti-Fatigue Mat - Black	\$54



SERIES 400 ERGONOMIC FOOTREST

Designed for foot and leg comfort, this portable footrest adjusts easily in 1" increments. Measuring 7" high by 19.5" wide by 12" deep with a 6" high platform, this unit tucks away neatly under your desk, and no one will know that you have your feet up at work!



<u>Item Number</u>	<u>Description</u>	<u>Price</u>
F-FR-400-1	Walnut stain—Birch	\$30
F-FR-400-2	English Oak stain—Birch	\$30
G-FR-410-1	Upholstered, Walnut stain—Birch	\$30
G-FR-410-2	Upholstered, English Oak stain—Birch	\$30



SERIES 2948 BOOKCASES

Our 48" high by 48" wide by 12" deep bookcase has a center divider, three adjustable shelves on each side and a sturdy fixed bottom shelf. All bookcases feature recessed shelf standards for adjustability, hardwood edges, and are available in choice of custom stains.

<u>Item Number</u>	<u>Description</u>	<u>Price</u>
F-FR-2948-1	Walnut stain—Birch	\$345
F-FR-2948-2	English Oak stain—Birch	\$345

SERIES 2960 BOOKCASES

Our 60" high by 48" wide by 12" deep bookcase has a center divider, four adjustable shelves on each side and a sturdy fixed bottom shelf. All bookcases feature recessed shelf standards for adjustability, hardwood edges, and are available in choice of custom stains.

<u>Item Number</u>	<u>Description</u>	<u>Price</u>
F-FR-2960-1	Walnut stain—Birch	\$380
F-FR-2960-2	English Oak stain—Birch	\$380

SERIES 2972 BOOKCASES

Our 72" high by 48" wide by 12" deep bookcase has a center divider, four adjustable shelves on each side and a sturdy fixed bottom shelf. All bookcases feature recessed shelf standards for adjustability, hardwood edges, and are available in choice of custom stains.

<u>Item Number</u>	<u>Description</u>	<u>Price</u>
Call	Walnut stain—Birch	Call
Call	English Oak stain—Birch	Call

SERIES 2984 BOOKCASES

Our 84" high by 48" wide by 12" deep bookcase has a center divider, five adjustable shelves on each side and a sturdy fixed bottom shelf. All bookcases feature recessed shelf standards for adjustability, hardwood edges, and are available in choice of custom stains.

<u>Item Number</u>	<u>Description</u>	<u>Price</u>
F-FR-2984-1	Walnut stain—Birch	\$435
F-FR-2984-2	English Oak stain—Birch	\$435

All bookcases feature recessed shelf standards for adjustability, hardwood edges, and are available in choice of custom stains. Please contact your CSI Sales Representative for a free measurement and quote.



SINGLE SIDED BOOKCASES

An attractive, solidly built bookcase can be a welcome addition to an office, study, den, library or family room. CSI can custom make bookcases to fit the space available and can be combined with corner bookcases. Our shelving system is sure to become an important part of your room.

Custom ordered bookcases are installed side by side to extend the full length of your area. They can be ordered in widths of 36", 48", 60", or 72". All widths except 36" include a center divider. The 36" height has one adjustable shelf. All other heights include two adjustable shelves. All single sided bookcases are of 12" deep.

Solid wood construction ensures durability, while adjustable shelving gives you many options. All widths are available in heights from 36" up-to 84" with a fixed bottom shelf and up-to five adjustable shelves. Additional shelves can be ordered for an extra charge.

<u>Item Number</u>	<u>Description</u>	<u>Price</u>	<u>Item Number</u>	<u>Description</u>	<u>Price</u>
G-BKC-363612-B	36" tall by 36" wide - Birch	\$273	G-BKC-603612-B	60" tall by 36" wide - Birch	\$317
G-BKC-363612-O	36" tall by 36" wide - Oak	\$275	G-BKC-603612-O	60" tall by 36" wide - Oak	\$320
G-BKC-364812-B	36" tall by 48" wide - Birch	\$365	G-BKC-604812-B	60" tall by 48" wide - Birch	\$428
G-BKC-364812-O	36" tall by 48" wide - Oak	\$370	G-BKC-604812-O	60" tall by 48" wide - Oak	\$436
G-BKC-366012-B	36" tall by 60" wide - Birch	\$382	G-BKC-606012-B	60" tall by 60" wide - Birch	\$456
G-BKC-366012-O	36" tall by 60" wide - Oak	\$387	G-BKC-606012-O	60" tall by 60" wide - Oak	\$463
G-BKC-367212-B	36" tall by 72" wide - Birch	\$400	G-BKC-607212-B	60" tall by 72" wide - Birch	\$483
G-BKC-367212-O	36" tall by 72" wide - Oak	\$404	G-BKC-607212-O	60" tall by 72" wide - Oak	\$490
G-BKC-423612-B	42" tall by 36" wide - Birch	\$288	G-BKC-723612-B	72" tall by 36" wide - Birch	\$339
G-BKC-423612-O	42" tall by 36" wide - Oak	\$290	G-BKC-723612-O	72" tall by 36" wide - Oak	\$343
G-BKC-424812-B	42" tall by 48" wide - Birch	\$386	G-BKC-724812-B	72" tall by 48" wide - Birch	\$460
G-BKC-424812-O	42" tall by 48" wide - Oak	\$391	G-BKC-724812-O	72" tall by 48" wide - Oak	\$470
G-BKC-426012-B	42" tall by 60" wide - Birch	\$407	G-BKC-726012-B	72" tall by 60" wide - Birch	\$492
G-BKC-426012-O	42" tall by 60" wide - Oak	\$412	G-BKC-726012-O	72" tall by 60" wide - Oak	\$501
G-BKC-427212-B	42" tall by 72" wide - Birch	\$428	G-BKC-727212-B	72" tall by 72" wide - Birch	\$524
G-BKC-427212-O	42" tall by 72" wide - Oak	\$432	G-BKC-727212-O	72" tall by 72" wide - Oak	\$533
G-BKC-483612-B	48" tall by 36" wide - Birch	\$295	G-BKC-843612-B	84" tall by 36" wide - Birch	\$361
G-BKC-483612-O	48" tall by 36" wide - Oak	\$290	G-BKC-843612-O	84" tall by 36" wide - Oak	\$366
G-BKC-484812-B	48" tall by 48" wide - Birch	\$397	G-BKC-844812-B	84" tall by 48" wide - Birch	\$491
G-BKC-484812-O	48" tall by 48" wide - Oak	\$391	G-BKC-844812-O	84" tall by 48" wide - Oak	\$503
G-BKC-486012-B	48" tall by 60" wide - Birch	\$419	G-BKC-846012-B	84" tall by 60" wide - Birch	\$529
G-BKC-486012-O	48" tall by 60" wide - Oak	\$412	G-BKC-846012-O	84" tall by 60" wide - Oak	\$539
G-BKC-487212-B	48" tall by 72" wide - Birch	\$441	G-BKC-847212-B	84" tall by 72" wide - Birch	\$566
G-BKC-487212-O	48" tall by 72" wide - Oak	\$432	G-BKC-847212-O	84" tall by 72" wide - Oak	\$576
G-BKC-543612-B	54" tall by 36" wide - Birch	\$310			
G-BKC-543612-O	54" tall by 36" wide - Oak	\$298			
G-BKC-544812-B	54" tall by 48" wide - Birch	\$418			
G-BKC-544812-O	54" tall by 48" wide - Oak	\$403			
G-BKC-546012-B	54" tall by 60" wide - Birch	\$444			
G-BKC-546012-O	54" tall by 60" wide - Oak	\$425			
G-BKC-547212-B	54" tall by 72" wide - Birch	\$470			
G-BKC-547212-O	54" tall by 72" wide - Oak	\$447			

CORNER BOOKCASES

Choose from 36", 42", 48", 54", 60", 72", or 84" tall. Custom order them to be installed side by side to single sided bookcases to maximize the space of your room. All bookcases feature recessed shelf standards for adjustability.

Outside corner bookcases are also an option.

<u>Item Number</u>	<u>Description</u>	<u>Price</u>
G-BKC-CNR362412-B	36" tall with 1 shelf - Birch	\$375
G-BKC-CNR362412-O	36" tall with 1 shelf - Oak	\$374
G-BKC-CNR422412-B	42" tall with 2 shelves - Birch	\$390
G-BKC-CNR422412-O	42" tall with 2 shelves - Oak	\$390
G-BKC-CNR482412-B	48" tall with 2 shelves - Birch	\$403
G-BKC-CNR482412-O	48" tall with 2 shelves - Oak	\$403
G-BKC-CNR542412-B	54" tall with 3 shelves - Birch	\$419
G-BKC-CNR542412-O	54" tall with 3 shelves - Oak	\$420
G-BKC-CNR602412-B	60" tall with 3 shelves - Birch	\$432
G-BKC-CNR602412-O	60" tall with 3 shelves - Oak	\$433
G-BKC-CNR722412-B	72" tall with 4 shelves - Birch	\$461
G-BKC-CNR722412-O	72" tall with 4 shelves - Oak	\$462
G-BKC-CNR842412-B	84" tall with 4 shelves - Birch	\$491
G-BKC-CNR842412-O	84" tall with 4 shelves - Oak	\$492



DOUBLE SIDED BOOKCASES

These bookcases feature shelves on both sides with each being 12" deep. Choose from 36", 42", 48", 60", 72", or 84" tall and select from 36", 48", 60", or 72" in width. All widths except 36" includes a center divider. All bookcases are 24" deep. Custom order them to be installed side by side. Add an end cap bookcase to complete the free-standing bookcase. Contact us for a free measurement and quote.

All bookcases feature recessed shelf standards for adjustability, hardwood edges, and are available in choice of custom stains. All widths are available in heights from 36" up-to 84" with a fixed bottom shelf and up-to five adjustable shelves. Additional shelves can be ordered for an extra charge.

<u>Item Number</u>	<u>Description</u>	<u>Price</u>	<u>Item Number</u>	<u>Description</u>	<u>Price</u>
G-BKC-363624-B	36" tall by 36" wide - Birch	\$413	G-BKC-603624-B	60" tall by 36" wide - Birch	\$487
G-BKC-363624-O	36" tall by 36" wide - Oak	\$418	G-BKC-603624-O	60" tall by 36" wide - Oak	\$495
G-BKC-364824-B	36" tall by 48" wide - Birch	\$549	G-BKC-604824-B	60" tall by 48" wide - Birch	\$655
G-BKC-364824-O	36" tall by 48" wide - Oak	\$559	G-BKC-604824-O	60" tall by 48" wide - Oak	\$674
G-BKC-366024-B	36" tall by 60" wide - Birch	\$575	G-BKC-606024-B	60" tall by 60" wide - Birch	\$698
G-BKC-366024-O	36" tall by 60" wide - Oak	\$586	G-BKC-606024-O	60" tall by 60" wide - Oak	\$716
G-BKC-367224-B	36" tall by 72" wide - Birch	\$603	G-BKC-607224-B	60" tall by 72" wide - Birch	\$741
G-BKC-367224-O	36" tall by 72" wide - Oak	\$613	G-BKC-607224-O	60" tall by 72" wide - Oak	\$757
G-BKC-423624-B	42" tall by 36" wide - Birch	\$439	G-BKC-726024-O	72" tall by 60" wide - Oak	\$781
G-BKC-423624-O	42" tall by 36" wide - Oak	\$445	G-BKC-723624-B	72" tall by 36" wide - Birch	\$524
G-BKC-424824-B	42" tall by 48" wide - Birch	\$585	G-BKC-723624-O	72" tall by 36" wide - Oak	\$534
G-BKC-424824-O	42" tall by 48" wide - Oak	\$598	G-BKC-724824-B	72" tall by 48" wide - Birch	\$709
G-BKC-426024-B	42" tall by 60" wide - Birch	\$619	G-BKC-724824-O	72" tall by 48" wide - Oak	\$732
G-BKC-426024-O	42" tall by 60" wide - Oak	\$631	G-BKC-726024-B	72" tall by 60" wide - Birch	\$759
G-BKC-427224-B	42" tall by 72" wide - Birch	\$653	G-BKC-727224-B	72" tall by 72" wide - Birch	\$810
G-BKC-427224-O	42" tall by 72" wide - Oak	\$664	G-BKC-727224-O	72" tall by 72" wide - Oak	\$830
G-BKC-483624-B	48" tall by 36" wide - Birch	\$450	G-BKC-843624-B	84" tall by 36" wide - Birch	\$561
G-BKC-483624-O	48" tall by 36" wide - Oak	\$456	G-BKC-843624-O	84" tall by 36" wide - Oak	\$573
G-BKC-484824-B	48" tall by 48" wide - Birch	\$602	G-BKC-844824-B	84" tall by 48" wide - Birch	\$763
G-BKC-484824-O	48" tall by 48" wide - Oak	\$616	G-BKC-844824-O	84" tall by 48" wide - Oak	\$789
G-BKC-486024-B	48" tall by 60" wide - Birch	\$637	G-BKC-846024-B	84" tall by 60" wide - Birch	\$821
G-BKC-486024-O	48" tall by 60" wide - Oak	\$651	G-BKC-846024-O	84" tall by 60" wide - Oak	\$846
G-BKC-487224-B	48" tall by 72" wide - Birch	\$672	G-BKC-847224-B	84" tall by 72" wide - Birch	\$879
G-BKC-487224-O	48" tall by 72" wide - Oak	\$685	G-BKC-847224-O	84" tall by 72" wide - Oak	\$902
G-BKC-543624-B	54" tall by 36" wide - Birch	\$476			
G-BKC-543624-O	54" tall by 36" wide - Oak	\$483			
G-BKC-544824-B	54" tall by 48" wide - Birch	\$639			
G-BKC-544824-O	54" tall by 48" wide - Oak	\$665			
G-BKC-546024-B	54" tall by 60" wide - Birch	\$681			
G-BKC-546024-O	54" tall by 60" wide - Oak	\$696			
G-BKC-547224-B	54" tall by 72" wide - Birch	\$722			
G-BKC-547224-O	54" tall by 72" wide - Oak	\$736			

END CAP BOOKCASES

Choose from 36", 42", 48", 54", 60", 72", or 84" tall. End caps are built at a standard 6" depth. Custom order them to be installed on the end of double sided bookcases to showcase products and special items. We can custom make bookcases to fit the space available.

<u>Item Number</u>	<u>Description</u>	<u>Price</u>
G-BKC-EC362406-B	36" tall and 24" wide - Birch	\$302
G-BKC-EC362406-O	36" tall and 24" wide - Oak	\$302
G-BKC-EC422406-B	42" tall and 24" wide - Birch	\$308
G-BKC-EC422406-O	42" tall and 24" wide - Oak	\$308
G-BKC-EC482406-B	48" tall and 24" wide - Birch	\$315
G-BKC-EC482406-O	48" tall and 24" wide - Oak	\$315
G-BKC-EC542406-B	54" tall and 24" wide - Birch	\$322
G-BKC-EC542406-O	54" tall and 24" wide - Oak	\$322
G-BKC-EC602406-B	60" tall and 24" wide - Birch	\$328
G-BKC-EC602406-O	60" tall and 24" wide - Oak	\$328
G-BKC-EC722406-B	72" tall and 24" wide - Birch	\$340
G-BKC-EC722406-O	72" tall and 24" wide - Oak	\$340
G-BKC-EC842406-B	84" tall and 24" wide - Birch	\$354
G-BKC-EC842406-O	84" tall and 24" wide - Oak	\$354



TOWER DISPLAY BOOKCASE

The Tower Display is 72" tall and 24" wide on all four sides. It includes six adjustable shelves (24 shelves total) and one bottom shelf (4 shelves total). Each shelf is 16.25" wide and 6.25" deep making it perfect to display DVDs, paperback books or anything else considering the adjustability of the shelves.

The tower will hold as many as 700 DVDs or books of similar thickness and height! For books, the adjustability of the shelves will allow you to display tall books but please consider the depth is 6.25".

<u>Item Number</u>	<u>Description</u>	<u>Price</u>
G-FR-346	72" tall and 24" wide - Birch	\$719
G-FR-347	72" tall and 24" wide - Oak	\$728

MAGAZINE RACK

The Magazine Rack is design to hold 4-6 magazines on display on each of the six flipper doors. The shelves, located behind the flipper doors are fixed and are used to store the older issues of the magazines. The overall size is 60" x 60" x 18". The shelf depth is 16.5". The Magazine Rack comes with adjustable glides. Two or more magazine racks can be used back-to-back or in a series if more display area is needed.

<u>Item Number</u>	<u>Description</u>	<u>Price</u>
G-FR-348	60" x 60" x 18" Magazine Rack - Birch	\$901
G-FR-349	60" x 60" x 18" Magazine Rack - Oak	\$915





These Octagon bookcases makes a beautiful addition to libraries, especially in the kid areas. It is also used in open spaces to display anything that needs to be noticed.

OCTAGON TWO BOOKCASE

The Octagon Two has two (one adjustable) shelves on four sides plus four slat walls. The top adds more display area and has a 10" tall and 24" wide octagon-shaped riser in the middle. This impressive display is 29.5" tall with an additional overall 10.25" added by the riser. It is 48" wide with four 24" wide shelves (22.5" of display area) and four 17" slat walls (12.75" of usable area).

<u>Item Number</u>	<u>Description</u>	<u>Price</u>
G-FR-342	48" wide with four 24" wide shelves and four 17" slat walls - Birch	\$1104
G-FR-343	48" wide with four 24" wide shelves and four 17" slat walls - Oak	\$1116

OCTAGON THREE BOOKCASE

The Octagon Three has three (one adjustable) shelves on four sides plus four slat walls. The top adds more display area and has an 11" tall and 24" wide octagon-shaped riser in the middle. This impressive display is 42.75" tall with an additional 11" added by the riser. It is 48" wide with four 24" wide shelves (22.5" of display area) and four 17" slat walls (12.75" of usable area).

<u>Item Number</u>	<u>Description</u>	<u>Price</u>
G-FR-344	48" wide with four 24" wide shelves and four 17" slat walls - Birch	\$1312
G-FR-345	48" wide with four 24" wide shelves and four 17" slat walls - Oak	\$1330

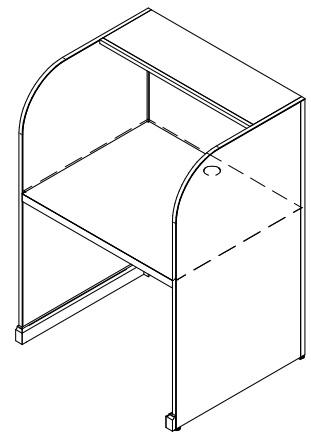
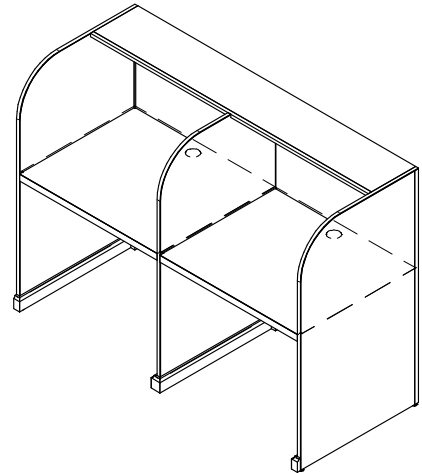
STUDY / COMPUTER CARREL

The solid wood carrels provide privacy for use in libraries and study areas. The top features a protective shelf for additional privacy. They can easily hold a laptop or a desktop computer. Grommets in the back of the workspace allow for safe handling of cords and wires.

Order by the single and double width then arrange side by side or back to back to best utilize your space. You are able to choose the wood type, laminate, stain color, trim and grommet color.

These come in both single and double widths. Work space is 34.875" wide and 30" high in both sizes. Overall size is 52" tall and 30" deep.

<u>Item Number</u>	<u>Description</u>	<u>Price</u>
G-FR-9771	Single - Birch	\$303
G-FR-9772	Single - Oak	\$292
G-FR-9773	Double - Birch	\$564
G-FR-9774	Double - Oak	\$548



SERIES 2900 AND 3900 BOOKCASE CREDENZAS

Our bookcase credenza maximizes your storage needs in a compact 60" high by 48" wide by 21.5" deep overall. The bookcase top features a center divider with two adjustable shelves on each side and measures 30" high by 48" wide by 12" deep. The base also has a center divider with two adjustable shelves on each side. Easy care laminate top, hardwood edge, and overlay doors are standard features.



<u>Item Number</u>	<u>Description</u>	<u>Price</u>
F-FR-2900-1	Walnut stain, Roman Ogee edge—Birch	\$600
F-FR-2900-2	English Oak stain, Roman Ogee edge—Birch	\$600
G-FR-2900	Custom stain/laminate—Birch	\$675
G-FR-3900	Custom stain/laminate—Oak	\$675

PODIUM

This 46" tall x 25" wide oak podium will add distinctive piece of furniture to your court, conference or training room. With the depth of nearly 20" it has ample space to hold important documents. This podium has an adjustable shelf and rolling casters. Add optional engraved plaque to customize this beautiful podium.



<u>Item Number</u>	<u>Description</u>	<u>Price</u>
Oak Podium	With Engraved Plaque	Call
Oak Podium	Without Plaque	Call
Birch Podium	With Engraved Plaque	Call
Birch Podium	Without Plaque	Call

TV/TELEPHONE STAND


This compact cabinet can be used to house a Blu-ray/DVD player with a TV on top or place a telephone and organize your other office items. This stand now features a grommet in the open area to contain the wires. Whatever you use it for, you'll have plenty of storage underneath! This unit is 30" high by 30" wide by 18.75" deep.



<u>Item Number</u>	<u>Description</u>	<u>Price</u>
F-FR-241-1	Walnut stain—Birch	\$324
F-FR-241-2	English Oak stain - Birch	\$324
G-FR-241	Custom stain/laminate—Birch	\$339
G-FR-341	Custom stain/laminate—Oak	\$339

EDGE PROFILES AND CORRESPONDING TRIM

BEVELED FLUTED
Edge Profile



Beveled
Door and Drawer Profile




Beveled
Base Trim

OVAL OVERLAY
Edge Profile




Radius
Door and Drawer Profile




Radius
Base Trim

ROMAN OGEE
Edge Profile



Beveled
Door and Drawer Profile




Cove
Base Trim

LAMINATE EDGE
Edge Profile



Beveled
Door and Drawer Profile



Beveled
Base Trim

PULLS AND HARDWARE

OIL RUBBED BRONZE

R-AC-495

Matching Knob: R-AC-508

Matching Lock: R-AC-397



ANTIGUE ENGLISH BRASS

R-AC-351

Matching Knob: R-AC-503

Matching Lock: R-AC-357



BRUSHED CHROME

R-AC-497

Matching Knob: S-AC-501

Matching Lock: S-AC-384



POLISHED CHROME

R-AC-496

Matching Knob: S-AC-501

Matching Lock: S-AC-384



STAINLESS STEEL

R-AC-499

Matching Knob: S-AC-501

Matching Lock: S-AC-384



NICKEL SATIN

R-AC-498

Matching Knob: S-AC-501

Matching Lock: S-AC-384



PULLS AND HARDWARE

BLACK
S-AC-351



MATTE BLACK
S-AC-344



SATIN NICKEL CUP
S-AC-398



CHROME - S-AC-347 (pictured)
BRUSHED CHROME - S-AC-345
BLACK - S-AC-351



ANTIQUE ENGLISH
S-AC-365



ANTIQUE ENGLISH
S-AC-367




BRASS
R-AC-502



IRON
S-AC-511



ANTIQUE
SILVER
S-AC-510



SEATING

OFFICE, TASK, SCHOOL, LOUNGE
OTTOMANS, BENCHES AND MORE

BREATHE



F-CR-610



Optional headrest



Complement a fast-paced office setting with the contemporary style and unmatched comfort of the Breathe seating line. A sculpted polypropylene back wrapped in a double mesh fabric layer offers ultimate comfort and breathe-ability...which is further enhanced by soft, padded arms, adjustable lumbar support, and a synchronized tilt mechanism so that each user may choose numerous comfort positions throughout a busy day.

- Soft contoured seat
- Adjustable lumbar support
- Heavy-duty gas lift cylinder
- Breathable reinforced mesh back
- Die cast aluminum base with dual wheel casters
- Height adjustable arms with soft contoured arm pads
- Synchronized knee-tilt mechanism with adjustable tension knob
- Breathe is available in black only, as shown.

Item Number

F-CR-610

F-CR-611

Description

With Adjustable Arms

With Adjustable Arms and Headrest

Price

\$303

\$342

KHROMA



An affordable, premium executive chair combines ergonomic comfort and support with a plush appearance and exceptional styling. Khroma offers ergonomically contoured back with a generous seat.

Standard features

- Knee-tilt swivel mechanism (3400D), dual-position tilt lock, pneumatic height adjustment, tension control.
- Energy absorbing ENERSORB™ seat foam conforms to your body and disperses your weight ergonomically to improve blood circulation and relieve pressure points.
- Ergonomically contoured back with ENERSORB™.
- Chrome plated arm rests with upholstered arm pads for comfort.
- 5 prong polished aluminum base with clear lacquer finish to maintain bright appearance.
- 2" dual wheel carpet casters.
- Finish - mechanism, casters and trim available in black only.
- ANSI/BIFMA approved and TB117-2013 compliant.

Item Number

F-CR-184-486

Description

Upholstered in Onyx (black) Cantor vinyl

Price

\$377

ITHACA



G-CR-9665



G-CR-9664



Sleek, luxurious design....astonishingly reasonable price! The Ithaca is loaded with amenities, including a plush, contoured seat and back designed to conform to the user's frame, adjustments for back and seat height, tension lock, adjustable arms, and a Synchro-tilt mechanism.

(Price includes Tier 1 fabric. Tier 2 fabric: +\$20,
Tier 3 fabric: contact Sales Representative for quote)

- Synchronized seat and back
- Synchro-tilt mechanism
- 3 inch back height adjustment
- 3-position back lock
- Tilt tension adjustment
- Height and width adjustable arm options
- 5-star reinforced base
- Built in lumbar support
- Seat slider option

<u>Item Number</u>	<u>Description</u>	<u>Price</u>
G-CR-9664	With Adjustable Task Arms and Seat Slider	\$356
G-CR-9665	With Adjustable Loop Arms and Seat Slider	\$351
G-CR-9667	With 360 Degree Pivot Adjustable Arms and Seat Slider	\$383

DELTA



ARM OPTIONS:



Adjustable
Task Arm



Fixed C Arms

Features:

- Thin & modern profile with lumbar support built into the curved back
- Waterfall seat for extra comfort
- Stylish aluminum accents: curved aluminum arms with polyurethane arm caps, aluminum die cast base, & chrome hooded casters
- High profile knee tilt chair control with height & tension adjustment
- Swivel tilt mechanism also available
- We recommend you choose a non-repeat fabric for better aesthetics

Black base options available—Please contact your Sales Representative for details.

(Price includes Tier 1 fabric. Tier 2 fabric: +\$25, Tier 3 fabric: contact Sales Representative for quote)

<u>Item Number</u>	<u>Description</u>	<u>Price</u>
G-CR-1441	Delta with Aluminum Base, Swivel Tilt LP05, No Arms	\$283
G-CR-1441-AA	Delta with Aluminum Base, Swivel Tilt LP05, Adj. Arms	\$323
G-CR-1441-FCA	Delta with Aluminum Base, Swivel Tilt LP05, Fixed C Arms	\$329
G-CR-1443	Delta with Aluminum Base, Knee Tilt LP04, No Arms	\$342
G-CR-1443-AA	Delta with Aluminum Base, Knee Tilt LP04, Adj. Arms	\$382
G-CR-1443-FCA	Delta with Aluminum Base, Knee Tilt LP04, Fixed C Arms	\$388

COMFORT RX



A unique seating concept designed to help relieve back, hip, and tailbone discomfort that often occurs from prolonged sitting. Comfort RX also provides enhanced comfort in these areas, while supporting your bones and muscles naturally. Designed to work individually for each user, the Comfort RX flexes for each sitting posture. State of the art materials relieve pressure and strain on the spine from sitting.

- Adjustable back height/angle
- Mechanical adjustable lumbar
- Soft urethane arm pads
- Scalloped seat center
- Top-quality memory foam seat topper with foam core
- Waterfall seat front
- Integral seat depth slider
- Synchro-tilt mechanism
- Vertical/horizontal/forward/rearward arm adjustment

****Comfort RX available only in Moonscape Fabric. Visit our website for color options****

<u>Item Number</u>	<u>Description</u>	<u>Price</u>
G-CR-194	Comfort RX with Arms	\$647
G-CR-194H	Comfort RX with Arms and Headrest	\$665

PILOT 24/7



G-CR-122-FA



G-CR-124-FA



G-CR-122-FA

If you work for an organization that never sleeps, your workspace probably isn't yours alone, but it doesn't have to feel that way. Both the Pilot 24/7 Task Chair and Stool offer an abundance of features that can be customized to you.

A pneumatic lift mechanism lever, located beneath the seat, allows you to change the height of the seat. For additional comfort, the Pilot series also features a seat slider to adjust the depth of the seat.

For ultimate control over your reclining experience, the task chairs feature a multifunction

mechanism. In free float they respond to your movement, therefore reclining based on the force you apply by leaning back.

When you have found the perfect angle and want to maintain it effortlessly, you can employ one of the two locking features. The first locks the seat and back in a reclined position while the second sets only the back angle.

Pilot's two height-adjustable arm options include fully adjustable T-arms and breakaway arms for those users who wear tool belts.

(Price includes Tier 1 fabric. Tier 2 fabric: +\$20 for Task and Stool, +\$25 for Task XL, Tier 3 fabric: contact Sales Representative for quote)

<u>Item Number</u>	<u>Description</u>	<u>Price</u>
G-CR-123	Pilot 24/7 Task, No Arms	\$389
G-CR-123-FA	Pilot 24/7 Task, Fully Adjustable Arms	\$458
G-CR-123-BA	Pilot 24/7 Task, Break Away Arms	\$504
G-CR-122	Pilot 24/7 XL Task, No Arms	\$496
G-CR-122-FA	Pilot 24/7 XL Task, Fully Adjustable Arms	\$566
G-CR-122-BA	Pilot 24/7 XL Task, Break Away Arms	\$612
G-CR-124	Pilot 24/7 Stool, No Arms	\$435
G-CR-124-FA	Pilot 24/7 Stool, Fully Adjustable Arms	\$505
G-CR-124-BA	Pilot 24/7 Stool, Break Away Arms	\$551

SNAP



This cost-effective line offers the value, comfort and reliability needed in a task chair. Because of its molded foam construction, lumbar pillows for back support, sculpted seat and firm back, Snap chairs are the most comfortable chairs in their price range.

Beyond its construction, Snap seating delivers a multitude of adjustments to fit the needs of individual users. Snap allows users to adjust back height, back pivot, arm height and seat height. Chair mechanisms are made of heavy gauge steel plates and are securely attached with six bolts.

Five-star bases are fiberglass reinforced nylon and all hardware is treated with Nylock patches to prevent loosening over time.

(Price includes Tier 1 fabric. Tier 2 fabric: +\$20, Tier 3 fabric: contact Sales Representative for quote)

- Back pivot with 10 degree range
- Back height adjustment
- Adjustable T-arm
- 5-star reinforced base
- Molded foam sculpted seat
- Seat height adjustment

<u>Item Number</u>	<u>Description</u>	<u>Price</u>
G-CR-9679	Highback, Advanced Function, Adjustable T Arms, Carpet Casters	\$215
G-CR-9680	Highback, Advanced Function, No Arms, Carpet Casters	\$190
G-CR-9681	Highback, Advanced Function, Adjustable T Arms, Hard Floor Casters	\$223
G-CR-9682	Highback, Advanced Function, No Arms, Hard Floor Casters	\$198
G-CR-9683	Midback, Advanced Function, Adjustable T Arms, Carpet Casters	\$206
G-CR-9684	Midback, Advanced Function, No Arms, Carpet Casters	\$181

NAVIGATOR



G-CR-604



G-CR-601



G-CR-600

With a sturdy, four-leg construction, smooth gliding casters and an articulating back, Navigator seating provides both comfort and support.... but that's only the beginning! Fold up the seat to nest your chairs together to save space or for ease of mobility between rooms. The Navigator is a

natural for conference rooms, training rooms, and break rooms where comfort is critical and extra seating may be needed. Choose black or chrome base for either model.

(Price includes Tier 1 fabric. Tier 2 fabric: +\$10,
Tier 3 fabric: contact Sales Representative for quote)

<u>Item Number</u>	<u>Description</u>	<u>Price</u>
G-CR-600	Black Frame, No Arms, Upholstered Seat and Back, Casters	\$194
G-CR-601	Black Frame, With Arms, Upholstered Seat and Back, Casters	\$206
G-CR-602	Black Frame, No Arms, Upholstered Seat and Back, Glides	\$200
G-CR-603	Black Frame, With Arms, Upholstered Seat and Back, Glides	\$212
G-CR-604	Chrome Frame, No Arms, Upholstered Seat and Back, Casters, Grey Poly	\$194
G-CR-605	Chrome Frame, With Arms, Upholstered Seat and Back, Casters, Grey Poly	\$206
G-CR-606	Chrome Frame, No Arms, Upholstered Seat and Back, Glides, Grey Poly	\$200
G-CR-607	Chrome Frame, With Arms, Upholstered Seat and Back, Glides, Grey Back	\$212

DAKOTA



G-CR-344-POLYCB



G-CR-344

G-CR-MXD

The Dakota molded chair offers durability and versatility at an affordable price. It works in training rooms, lounges, cafeterias, auditoriums or any application where flexibility and durability are required of a high-density stack chair. The polypropylene shell cleans easily, making the Dakota molded chair particularly appropriate for the healthcare environment. Molded chairs stack 45 high on dolly, 10 high on floor. Also available with upholstered seat and backrest.

****Please see Swatch card for poly and frame color options****

(Price includes Tier 1 fabric. Tier 2 fabric: +\$10, Tier 3 fabric: contact Sales Representative for quote)

Item Number	Description	Price
G-CR-342	Upholstered, No Arms, No Glides, Non-Ganging	\$121
G-CR-342-STEEL	Upholstered, No Arms, Steel Glides, Non-Ganging	\$124
G-CR-342-STEEL-G	Upholstered, No Arms, Steel Glides, Ganging	\$126
G-CR-342-PVC	Upholstered, No Arms, PVC Glides, Non-Ganging	\$125
G-CR-342-POLYCB	Upholstered, No Arms, Poly Glide, Non-Ganging	\$122
G-CR-344	Poly Shell, No Arms, No Glides, Non-Ganging	\$67
G-CR-344-STEEL	Poly Shell, No Arms, Steel Glides, Non-Ganging	\$70
G-CR-344-STEEL-G	Poly Shell, No Arms, Steel Glides, Ganging	\$73
G-CR-344-PVC	Poly Shell, No Arms, PVC Glides, Non-Ganging	\$71
G-CR-344-POLYCB	Poly Shell, No Arms, Poly Glides, Non-Ganging	\$68
G-CR-MVP	Chair Dolly for Fixed Cushion Chairs	\$162
G-CR-MXD	Chair Dolly for Poly and/or Upholstered No Cushion Chairs	\$162

GLIDE OPTION FOR DAKOTA CHAIRS

Floor Type	GLIDE MATERIAL			
	Poly	Steel	PVC (Rubber)	No Glide
Vinyl Sheet / Tile	N/R	N/R	Excellent	N/R
Vinyl Composite Tile	N/R	Good	Excellent	N/R
Hardwood	N/R	Good	Excellent	N/R
Concrete	N/R	Good	Excellent	N/R
Ceramic Tile	Excellent	Good	Excellent	N/R
Marble	N/R	N/R	Good	N/R
Carpeting	Excellent	Excellent	N/R	Excellent

KEY: Excellent: No Visible Trace, Good: No Permanent Damage to Floor, N/R: Not Recommended

FOLDING CHAIR




G-CR-331D



G-CR-701D


The 331D folding chair includes steel seat and backrest as well as three sturdy, riveted crossbraces, with heavy-duty double hinges that provide an excellent value.

The 331D folding chair comes in the following colors:



The 701D is a durable folding chair with three welded crossbraces, 3" frame strengtheners and a steel seat and backrest.

701D folding chair comes in the following colors:



<u>Item Number</u>	<u>Description</u>	<u>Price</u>
G-CR-331D	331D three crossbraces, steel seat and backrest	\$27
G-CR-701D	701D three crossbraces, heavy gauge steel seat and backrest	\$34

CLASSIC WOOD BENCH



Engraved plaques can be added to bench.
Contact Sales Representative for details.

Our classic solid oak wood bench seating is a hit statewide! Durable, comfortable, and practical—our Wood Bench seating is popular with schools, libraries, and public institutions for its clean lines and adaptability to any décor.

<u>Item Number</u>	<u>Description</u>	<u>Price</u>
G-CR-260-48	Wood Bench Seating, 48"	\$320
G-CR-260-60	Wood Bench Seating, 60"	\$360
G-CR-260-72	Wood Bench Seating, 72"	\$440
G-CR-260-84	Wood Bench Seating, 84"	\$475
G-CR-260-96	Wood Bench Seating, 96"	\$515

CLASSIC WOOD BENCH WITH BACK

Our Oak Wood Bench with Back Collection will add comfort, classic style, and durability to any setting. Select any of our stain colors to match your area.

<u>Item Number</u>	<u>Description</u>	<u>Price</u>
G-CR-262-60	60" Wood Bench with Back	\$895
G-CR-262-72	72" Wood Bench with Back	\$995
G-CR-262-96	96" Wood Bench with Back	\$1195



UPHOLSTERED WOOD BENCH



CSI's Upholstered Wood Bench was inspired by a design created by the Nebraska State Historical Society and adds padded comfort and contemporary flair with up-scale nickel accents to any common area seating or lounge! Sleek birch hardwood adds to the modern style, making this an exceptionally versatile choice.

Choose your stain finish and standard CSI fabric to complete this stylish look, or browse our special order fabric library.

(Price includes Tier 1 fabric. Tier 2 fabric: +\$20 for 48" and +\$30 for 72", Tier 3 fabric: contact Sales Representative for quote)

<u>Item Number</u>	<u>Description</u>	<u>Price</u>
G-CR-261-48	48" Upholstered Wood Bench	\$470
G-CR-261-72	72" Upholstered Wood Bench	\$568

NIOBRARA COLLECTION



Our Niobrara Collection will add comfort, classic style, and durability to any setting. Oak hardwood frames and fully attached cushions provide carefree upkeep. Select stain finish from our standards to suit virtually any decor. Standard CSI fabrics will complete this high-style look, or browse our special order fabric library.

Add a matching coffee and end table located in our table section of the catalog to complete your seating area.

(Price includes Tier 1 fabric. Tier 2 fabric: +\$40 for chair, +\$80 for loveseat and +\$115 for sofa. Tier 3 fabric: contact Sales Representative for quote)

<u>Item Number</u>	<u>Description</u>	<u>Price</u>
G-CR-965	Niobrara Chair	\$485
G-CR-918	Niobrara Loveseat	\$650
G-CR-915	Niobrara Sofa	\$841



LEXINGTON COLLECTION



The Lexington Collection furniture has a selection of a chair, loveseat and sofa. These upholstered pieces of furniture features a slim tall vertical arm design. The cushions are soft for extended seating comfort. These are great for libraries and tight areas where comfortable seating is at a premium. Browse the table section for seating area coffee and end tables your seating area.

<u>Item Number</u>	<u>Description</u>	<u>Price</u>
G-CR-2204	Lexington Chair	\$443
G-CR-2205	Lexington Loveseat	\$574
G-CR-2206	Lexington Sofa	\$767

(Price includes Tier 1 fabric.
Tier 2 fabric: +\$40 for chair, +\$80 for
loveseat and +\$115 for sofa. Tier 3 fabric:
contact Sales Representative for quote)



BENNINGTON COLLECTION



The Bennington Collection is a very comfortable collection of a chair, loveseat and sofa. With the lower set rounded arms this furniture provides a very comfortable seat for clients and guests. This collection features a firm cushion with a deep seat. Browse the table section for seating area coffee and end tables.

Standard CSI fabrics will complete this high-style look, or browse our special order fabric library.

(Price includes Tier 1 fabric. Tier 2 fabric: +\$40 for chair, +\$80 for loveseat and +\$115 for sofa.

Tier 3 fabric: contact Sales Representative for quote)

<u>Item Number</u>	<u>Description</u>	<u>Price</u>
G-CR-2201	Bennington Chair	\$495
G-CR-2202	Bennington Loveseat	\$642
G-CR-2203	Bennington Sofa	\$818

PLATTE COLLECTION



G-CR-2402



G-CR-2302

The Platte Collection gives a transitional look and durability to any setting. Choice of Birch or Oak hardwood frames and finishes. Fully attached cushions provide carefree upkeep. An excellent choice that can vary from formal to casual, depending on fabric and stain selections.

Add a matching coffee and end tables found in the table section of the catalog.

(Price includes Tier 1 fabric. Tier 2 fabric: +\$30 for chair, +\$60 for loveseat and +\$90 for sofa. Tier 3 fabric: contact Sales Representative for quote)

<u>Item Number</u>	<u>Description</u>	<u>Price</u>
G-CR-2302	Platte Chair (Birch)	\$323
G-CR-2402	Platte Loveseat (Birch)	\$515
G-CR-2502	Platte Sofa (Birch)	\$628
G-CR-3302	Platte Chair (Oak)	\$323
G-CR-3402	Platte Loveseat (Oak)	\$515
G-CR-3502	Platte Sofa (Oak)	\$628

NEMAHA

Tired of people leaning back and damaging chair frames? The Nemaha Chair has two built-in positions - upright and tilted back. Sturdy oak hardwood frames and a fully upholstered seat and back add comfort and style.

A popular choice for schools and libraries, this chair blends form and function.

(Price includes Tier 1 fabric. Tier 2 fabric: +\$15, Tier 3 fabric: contact Sales Representative for quote)

<u>Item Number</u>	<u>Description</u>	<u>Price</u>
G-CR-501	Nemaha Chair	\$186



WEDGE OTTOMAN

The wedge-shaped ottoman gives you the flexibility to re-arrange your sitting area to form a circle, put multiple wedges together to make a wave, or use as a single wedge. The wedge is 14" in height plus your choice of 2" or 4" wood legs.

Fully upholstered with wood legs finished in choice of stain colors. Customize them using multiple colors or patterns to match your area or to add a splash of color to brighten up the room.

(Price includes Tier 1 fabric. Tier 2 fabric and Tier 3 fabric: contact your CSI Sales Representative for a quote)

<u>Item Number</u>	<u>Description</u>	<u>Price</u>
G-CR-216	Make a circle with 7	\$274 (each)
G-CR-207	Make a circle with 6	\$377 (each)



ROUND OTTOMAN

Our round ottomans fit into our perfect circle wedge ottoman or use them as a accent piece to your existing seating setup. They go great with our sofas and wooden benches. Purchase multiple ottomans with different colors or patterns to match your area or to add a splash of color to brighten up the room.

There are two size choices: 24" in diameter or 36" in diameter and 17.5" tall plus to your choice of 2" or 4" wood legs.

Fully upholstered with wood legs finished in choice of stain colors.

(Price includes Tier 1 fabric. Tier 2 fabric and Tier 3 fabric: contact your CSI Sales Representative for a quote)

<u>Item Number</u>	<u>Description</u>	<u>Price</u>
G-CR-209	Fits inside small circle wedge	\$241
G-CR-208	Fits inside large circle wedge	\$334



CUBE OTTOMAN

A versatile and astonishingly practical CSI Multi Cube ottoman! You'll find a multitude of uses for this item: use it as a side table, a small coffee table, extra seating in lounge areas, or as an ottoman. Group two or three together for a conversation area or library reading nook. The cube is 19.5" high, 22" wide and 22" deep.

Fully upholstered with wood legs finished in choice of stain colors.

(Price includes Tier 1 fabric. Tier 2 fabric: +\$15,
Tier 3 fabric: contact Sales Representative for quote)

<u>Item Number</u>	<u>Description</u>	<u>Price</u>
G-CR-199	Multi Cube/Ottoman	\$166 (each)



CHILDREN'S FURNITURE

New armless designed furniture collection for children is perfect to add to your library and classrooms. The smaller furniture is great for those kids who need a area of their own and can be purchased in any combination to fit your space. These upholstered items are made with a hardwood frame and foam padding for comfort.

(Price includes Tier 1 fabric. contact your Sales Representative for quote for Tier 2 fabric and Tier 3 fabric)

<u>Item Number</u>	<u>Description</u>	<u>Price</u>
G-CR-1991	17" square ottoman	\$216
G-CR-1992	14" square ottoman	\$193
G-CR-2200	Sofa	\$401
G-CR-2207	Chair	\$374



POLY STUDENT SEATING

The new Poly Student Seat is designed with all the appropriate curves for ergonomics and yet is still highly functional in a classroom setting. The seat is made from highly durable poly and is made to have some flex yet maintain its resilience.



<u>Item Number</u>	<u>Description</u>	<u>Price</u>
	Black Powder Coated	
G-CR-810-14	small, 12.5" wide x 13" deep x 14" high	\$43
G-CR-810-16	medium, 13.75" wide x 15" deep x 16" high	\$45
G-CR-810-18	large, 17.25" wide x 18" deep x 18" high	\$53
	Black Enamel Coated	
G-CR-810L-14	small, 12.5" wide x 13" deep x 14" high	\$38
G-CR-810L-16	medium, 13.75" wide x 15" deep x 16" high	\$40
G-CR-810L-18	large, 17.25" wide x 18" deep x 18" high	\$48

The poly is available in a wide variety of colors or contact a Sales Representative for details.

STUDENT DESK AND CHAIR



G-DK-112-RED



G-DK-113-NAVY

- Top, seat, and back are made of one-piece thermally fused melamine with molded, seamless edge construction
- Scratch resistant surface defies stains from ball point pens, crayons and food
- Frame and legs are black (either powder coated or all surface enamel paint) 16 gauge steel and swivel glides
- Standard in Golden Oak desk top and your choice of standard Red or Navy melamine seats and back
- Also available in special order colors with a 60 day lead time for additional cost

<u>Item Number</u>	<u>Description</u>	<u>Price</u>
--------------------	--------------------	--------------

Black Powder Coated

Navy

G-DK-112-NAVY	with book rack	\$105
G-DK-113-NAVY	without book rack	\$103

Red

G-DK-112-RED	with book rack	\$105
G-DK-113-RED	without book rack	\$103

Special Order

G-DK-112	with book rack	Call for Quote
G-DK-113	without book rack	Call for Quote

<u>Item Number</u>	<u>Description</u>	<u>Price</u>
--------------------	--------------------	--------------

Black Enamel Coated

Navy

G-DK-112L-NAVY	with book rack	\$99
G-DK-113L-NAVY	without book rack	\$97




Red

G-DK-112L-RED	with book rack	\$99
G-DK-113L-RED	without book rack	\$97

Special Order

G-DK-112L	with book rack	Call for Quote
G-DK-113L	without book rack	Call for Quote

Standard Colors

	Desk Top—Golden Oak
	Seat & Back—Navy
	Seat & Back—Red



Special Order Color Options

Desk Top

	Beige
---	-------

Seat & Back

	Beige
	Blue
	Burgundy

	Golden Oak
	Grey

STUDENT DESK AND STUDENT CHAIR

SIZED TO FIT ELEMENTARY THROUGH HIGH SCHOOL STUDENTS

- Constructed with 16 gauge powder coated or enamel coated steel frame, thermally fused one-piece melamine tops, seats and backs
- Scratch resistant surface defies stains from ball point pens, crayons and food
- Standard in Golden Oak desk top and your choice of standard Red or Navy melamine for chairs
- Also available in special order colors for an additional cost with a 60 day lead time

STUDENT CHAIR

<u>Item Number</u>	<u>Description</u>	<u>Price</u>
	Black Powder Coated	
G-CR-710-12	XX-Small Chair, 12"	\$48
G-CR-710-13	X-Small Chair, 13"	\$48
G-CR-710-14	Small Chair, 14"	\$48
G-CR-710-16	Medium Chair, 16"	\$52
G-CR-710-18	Large Chair, 18"	\$52
	Black Enamel Coated	
G-CR-710L-12	XX-Small Chair, 12"	\$43
G-CR-710L-13	X-Small Chair, 13"	\$43
G-CR-710L-14	Small Chair, 14"	\$43
G-CR-710L-16	Medium Chair, 16"	\$47
G-CR-710L-18	Large Chair, 18"	\$47

Dimensions refer to seat height



STAND ALONE STUDENT DESK

<u>Item Number</u>	<u>Description</u>	<u>Price</u>
	Black Powder Coated	
G-DK-710-26	Small Desk, 26"	\$69
G-DK-710-28	Medium Desk, 28"	\$69
G-DK-710-30	Large Desk, 30"	\$70
	Black Enamel Coated	
G-DK-710L-26	Small Desk, 26"	\$64
G-DK-710L-28	Medium Desk, 28"	\$64
G-DK-710L-30	Large Desk, 30"	\$65

Office / Conference Chair	Seat Width	Seat Depth	Seat Height	Overall Height	Weight Capacity
Breathe	21.75"	19.5"	18" - 21"	41" to 44" 52" to 55" w/HR	300 pounds
Delta	21.5"	18.25"	18.125" to 22.125"	43.5" to 47.75"	250 pounds
Pilot 24/7	20.5"	17" to 19.5"	18" to 23"	40" to 48"	400 pounds
Pilot 24/7 XL	24"	18" to 20.5"	18" to 23"	40" to 48"	400 pounds
Pilot 24/7 Stool	20"	17" to 19.5"	25" to 32"	46" to 52.25"	400 pounds
Khroma	19.5"	18"	17.5" to 21.5"	42" - 45"	250 pounds
Comfort RX	20.5"	19" to 21.5"	17.5" to 21"	43.5" to 47.5"	300 pounds
Ithaca	20.5"	18"	16.5" to 21.5"	37" to 45"	250 pounds
Snap Highback	19"	19"	16.5" to 21.5"	35" to 43"	250 pounds
Snap Midback	18"	18"	16.5" to 21.5"	33" to 41"	250 pounds

Guest Chair Model	Seat Width	Seat Depth	Seat Height	Overall Height	Weight Capacity
Navigator	17.25"	18.5"	18"	32.25"	300 pounds
Companion	18.5"	18.25"	18.25"	32"	300 pounds
Companion Stool	18.5"	18.25"	29"	43"	300 pounds
Dakota	19.5"	16.25"	18"	32.25"	250 pounds

Bench Model	Seat Width	Seat Depth	Seat Height	Overall Height
Classic Wood Bench	48", 72" or 96"	20.75"	18"	18"
Classic Wood Bench with Back	48", 72" or 96"	18.5"	18"	33"
Upholstered Wood Bench	48" or 72"	20.75"	20"	25.5"

Lounge Model	Seat Width	Seat Depth	Seat Height	Overall Width	Overall Depth	Overall Height
Platte Chair	20.5	18.5	20.25	25	26	33.75
Platte Loveseat	41	18.5	20.25	45.5	26	33.75
Platte Sofa	61.25	18.5	20.25	67.5	26	33.75
Niobrara Chair	25	34	18	31	34	32
Niobrara Loveseat	48	34	18	54	34	32
Niobrara Sofa	71	34	18	77	34	32
Bennington Chair	22	23	20	41	43	35
Bennington Loveseat	43	23	20	64	43	35
Bennington Sofa	64	23	20	84	43	35
Lexington Chair	22	23	18	34	36	35
Lexington Loveseat	46	23	18	59	36	35
Lexington Sofa	77	23	18	82	36	35
Nemaha Chair	16.5	18.5	18	18.5	23.25	31.5
Children's Chair	20	12	14.5	20	20	26
Children's Loveseat	34	12	14.5	34	20	26

Ottoman Model	Seat Width	Seat Depth	Seat Height	Overall Width	Overall Depth	Overall Height
Round - Large	24	24	16	24	24	16
Round - Small	36	36	18	36	36	18
Wedge - Large	52	17	19	52	21.5	19
Wedge - Small	36	17	19	36	21.5	19
Cube	22	22	19.5	22	22	19.5
Children's Large	17	17	17.5	17	17	17.5
Children's Small	14	14	14.5	14	14	14.5

Note: Nothing else is covered under warranty.

CSI SEATING

We offer a variety of desk chairs as well as general use, conference room, student chairs and benches.

VISIT CSI.NEBRASKA.GOV FOR LATEST STYLES,
FABRIC OPTIONS, STAINS, COLORS AND PRICING.

PRICING: CSI's prices are subject to change with published notification. CSI reserves the right to correct errors or typographical mistakes.

ORDERING: CSI is pleased to accept orders via the CSI website, fax (402-471-1236), or U.S. Mail (CSI, 800 Pioneers Blvd., Lincoln, NE 68502). Include complete billing and shipping information, contact name & phone, and purchase order number/reference number. If you have any questions about placing an order with CSI, please call us at 800-348-7537. CSI will require customer signature on custom designs and/or special orders.

PAYMENT: Please remit all payments to CSI Accounts Receivable, P.O. Box 94661, Lincoln, NE 68509-4661 within thirty (30) days (Net 30) of receipt of invoice.

DELIVERY: CSI prices include delivery and set up throughout Nebraska. Deliveries are scheduled on a routine basis by the CSI Warehouse. Please make prior arrangements with CSI Warehouse to schedule moving, removal, and/or disposal of old furniture, for which separate fees may be charged. CSI will not attach items to the owner's walls.

STORAGE FEES/MOVING FEES: For orders that, at the customer's request, and without prior mutual agreement, are left in storage at CSI, CSI reserves the right to charge storage at a minimum rate of 2% of the total order per month. The CSI Warehouse can provide moving services. Contact CSI for hourly rates and mileage charges.

BACK ORDERS, SHORTAGES, & RETURNS: For shortages or damage noticed during delivery, please note on the shipping document or report to CSI immediately after delivery. Returns for defects in materials and/or workmanship (based on CSI inspection) will be accepted during the warranty period. Please contact CSI Customer Service (800-348-7537) to request authorization for returns. Returns based on anything other than product deficiencies are subject to a minimum 25% restocking fee. Custom orders are returnable only for defects in workmanship, materials, or CSI error.

CHAIR WARRANTY INFORMATION

Providing quality goods and services is CSI's mission and customer satisfaction is a priority. All requests for warranty repair or replacement will be determined by CSI. Warranty claims should be submitted to CSI in writing within the warranty period and fully describe the situation, as well as having sales order number, production order number, or date of receipt.

Claims will only be honored for the original purchaser of the goods. Please contact CSI at 800-348-7537 with any questions on how to submit or report a warranty issue. The original warranty period of any item will not be extended by repair or replacement; warranty may be voided if the product was not used or installed as recommended; and warranties will not be honored in the event of modifications, misuse, abuse, alterations, or negligence by the owner.

All wood furniture manufactured by CSI is warranted for a period of five (5) years against defects in workmanship and materials, unless purchased from CSI's discount or Special Offer areas, or unless otherwise noted on the Quotation, Sales Form, or Customer Acknowledgment.

All refinished, refurbished, or re-upholstered pieces are warranted for a period of thirty (30) days from delivery. CSI offers no warranty on textiles or fabrics beyond what is offered by the vendor to CSI. Typically, this is a period of one (1) year warranty of freedom from manufacturer's defects. Wood frame chairs & upholstery manufactured by CSI are covered by warranty for a period of five (5) years against defects (excluding fabric).

Casters are warranted for one year from date of receipt. Hard/carpet casters are on most office chairs and are made for carpeted floors. Using hard casters on a hard floor like a floor mat (is considered misuse) can be hazardous as well they could damage to the caster and the hard surface.

Most of the chairs that CSI offers have been tested to all "applicable ANSI/BIFMA standards," and are typically designed for standard office use by occupants weighing up to 300 pounds and used during one shift. Unless noted as a 24/7 chair which are designed for such areas.

If you have questions about the suitability of a model or style for intensive or institutional use, we're happy to discuss your specific needs.

TASK SEAT WARRANTY

<u>MODEL</u>	<u>FRAME</u>	<u>CYLINDER/MECHANISM</u>	<u>MODEL</u>	<u>FRAME</u>	<u>CYLINDER/MECHANISM</u>
DELTA	5 years	5 years	PILOT STOOL	5 years	5 years
BREATHE	5 years	5 years	PILOT Task	5 years	5 years
COMFORT RX	5 years	5 years	NAVIGATOR	5 years	n/a
KHROMA	5 years	5 years	DAKOTA	5 years	n/a
ITHACA	5 years	5 years	SNAP	5 years	5 years



TABLES

CONFERENCE, WOODEN, DINETTE,
ADJUSTABLE, OFFICE, UNIFY AND MORE

PEDESTAL LEG CONFERENCE TABLE (BOAT SHAPE)

Choose from three standard lengths—144", 96", or 72"—to suit a variety of room sizes. Each boat-shaped table features two tapered pedestal legs, a 3" apron inset 3.5" from outer edge, easy care laminate top, and decorative hardwood Roman Ogee edge trim. All tables are 30" high. Our 144" table is 60" wide at the widest point; the 96" table is 48" wide, and our 72" is 36" wide.

<u>Item Number</u>	<u>Description</u>	<u>Dimensions</u>	<u>Price</u>
F-TB-445-1-72	Walnut stain—Birch	72" x 36"	\$755
F-TB-445-2-72	English Oak stain—Birch	72" x 36"	\$755
G-TB-445-72	Custom stain/laminate—Birch	72" x 36"	\$825
G-TB-345-72	Custom stain/laminate—Oak	72" x 36"	\$825
F-TB-445-1-96	Walnut stain—Birch	96" x 48"	\$920
F-TB-445-2-96	English Oak stain—Birch	96" x 48"	\$920
G-TB-445-96	Custom stain/laminate—Birch	96" x 48"	\$960
G-TB-345-96	Custom stain/laminate—Oak	96" x 48"	\$960
F-TB-445-1-144	Walnut stain—Birch	144" x 60"	\$1275
F-TB-445-2-144	English Oak stain—Birch	144" x 60"	\$1275
G-TB-445-144	Custom stain/laminate—Birch	144" x 60"	\$1310
G-TB-345-144	Custom stain/laminate—Oak	144" x 60"	\$1310



ROUND CONFERENCE TABLE WITH WOOD EDGE



This new addition to our table line is a round conference table with sturdy wood pedestal base and an oval hardwood edge for added elegance.

<u>Item Number</u>	<u>Description</u>	<u>Price</u>
G-TB-480-42R	42" Round table with pedestal base—Oak	\$502
G-TB-485-42R	42" Round table with pedestal base—Birch	\$506
G-TB-480-48R	48" Round table with pedestal base—Oak	\$526
G-TB-485-48R	48" Round table with pedestal base—Birch	\$530

DEQ CONFERENCE TABLE

Our versatile rectangular table works well for smaller spaces! This style has a unique round inlay hardwood edge and easy care laminate top, and measures 30" high by 60" wide by 30" deep.



<u>Item Number</u>	<u>Description</u>	<u>Price</u>
F-TB-445-1-6030	Walnut stain—Birch	\$555
F-TB-445-2-6030	English Oak stain—Birch	\$555
G-TB-445-6030	Custom stain/laminate—Birch	\$575
G-TB-345-6030	Custom stain/laminate—Oak	\$575

ROUND CONFERENCE TABLE

A compact and attractive addition to any office, this round table has standard easy care laminate top and flat laminate edging. Choose from 36", 40", or 48" diameters; all tables measure 30" high.



<u>Item Number</u>	<u>Description</u>	<u>Diameter</u>	<u>Price</u>
F-TB-455-1-36	Walnut stain—Birch	36"	\$400
F-TB-455-2-36	English Oak stain—Birch	36"	\$400
G-TB-455-36	Custom stain/laminate—Birch	36"	\$435
G-TB-355-36	Custom stain/laminate—Oak	36"	\$435
F-TB-455-1-40	Walnut stain—Birch	40"	\$405
F-TB-455-2-40	English Oak stain—Birch	40"	\$405
G-TB-455-40	Custom stain/laminate—Birch	40"	\$440
G-TB-355-40	Custom stain/laminate—Oak	40"	\$440
F-TB-455-1-48	Walnut stain—Birch	48"	\$430
F-TB-455-2-48	English Oak stain—Birch	48"	\$430
G-TB-455-48	Custom stain/laminate—Birch	48"	\$470
G-TB-355-48	Custom stain/laminate—Oak	48"	\$470

4 LEG WOODEN TABLES

Finish off a stylish space with our sophisticated 4 leg wooden tables. These beautifully crafted tables are available in many sizes, shapes and colors! Table tops are 1 ½" thick with choice of laminate and finished with a round hardwood edge in either oak or birch in your choice of CSI standard stain colors. Wooden tables have a 3" apron, 3" tapered wooden legs and are 30" high.

Rectangle

OAK

<u>Item Number</u>	<u>Size</u>	<u>Price</u>
G-TB-460-4824	48" x 24"	\$395
G-TB-460-6024	60" x 24"	\$400
G-TB-460-7224	72" x 24"	\$410
G-TB-460-4830	48" x 30"	\$425
G-TB-460-6030	60" x 30"	\$435
G-TB-460-7230	72" x 30"	\$445

BIRCH

<u>Item Number</u>	<u>Size</u>	<u>Price</u>
G-TB-465-4824	48" x 24"	\$395
G-TB-465-6024	60" x 24"	\$400
G-TB-465-7224	72" x 24"	\$410
G-TB-465-4830	48" x 30"	\$425
G-TB-465-6030	60" x 30"	\$435
G-TB-465-7230	72" x 30"	\$445

Square

OAK

<u>Item Number</u>	<u>Size</u>	<u>Price</u>
G-TB-460-4242	42" x 42"	\$410
G-TB-460-4848	48" x 48"	\$425

BIRCH

<u>Item Number</u>	<u>Size</u>	<u>Price</u>
G-TB-465-4242	42" x 42"	\$410
G-TB-465-4848	48" x 48"	\$425

Trapezoid

OAK

<u>Item Number</u>	<u>Size</u>	<u>Price</u>
G-TB-460-6026T	60" x 26"	\$450
G-TB-460-7231T	72" x 31"	\$470

BIRCH

<u>Item Number</u>	<u>Size</u>	<u>Price</u>
G-TB-465-6026T	60" x 26"	\$450
G-TB-465-7231T	72" x 31"	\$470

Round

OAK

<u>Item Number</u>	<u>Size</u>	<u>Price</u>
G-TB-460-42R	42"	\$455
G-TB-460-48R	48"	\$470

BIRCH

<u>Item Number</u>	<u>Size</u>	<u>Price</u>
G-TB-465-42R	42"	\$455
G-TB-465-48R	48"	\$470



LOUNGE WOOD TABLES



Complete your seating areas with coffee and side wood tables. Customize them with your choice of wood stain and laminate. These tables will add style to a waiting and lounge room or in a library sitting area.

<u>Item Number</u>	<u>Description</u>	<u>Price</u>
G-TB-9383	20" x 20" Wood End Table	\$174
G-TB-9388	48" x 20" Wood Coffee table	\$241

PLATTE WOOD TABLES



Combine these Coffee and End tables with the Platte furniture collection for a matching set in your waiting room, library or other gathering areas. The same wood and stain are available as the furniture. You can customize these with our wide selection of laminates for the top and shelf. These have a solid lower shelf for added surface area.

<u>Item Number</u>	<u>Description</u>	<u>Price</u>
G-TB-9384	Birch - End Table	\$159
G-TB-9385	Oak - End Table	\$158
G-TB-9389	Oak - Coffee Table	\$206
G-TB-9390	Birch - Coffee Table	\$206



NIOBRARA WOOD TABLES

The mission style coffee and end wood table match the Niobrara furniture collection and look great with our other styles of furniture. Customize them with your choice of wood stain and laminate to create your own style or match your existing furniture. These tables will add an unique style to a waiting/lounge room or a library sitting area.

The coffee table measurements are 24" deep x 48" wide x 16" tall

The end table measurements are 29" deep x 19" wide x 22" tall

<u>Item Number</u>	<u>Description</u>	<u>Price</u>
G-TB-9379	Niobrara end table - Birch	\$227
G-TB-9380	Niobrara end table - Oak	\$226
G-TB-9391	Niobrara coffee table - Oak	\$287
G-TB-9392	Niobrara coffee table - Birch	\$287



LOUNGE UPHOLSTERED TABLES



Coffee and End tables with your choice of laminate top surrounded with hardwood trim and 4" hardwood legs. Choose fabric or vinyl to match the furniture or add a pop of color or a new pattern. Order multiple for your library or lounge seating areas and pair with our matching fully upholstered ottomans and new wedge and round ottomans.

(Price includes Tier 1 fabric. Tier 2 fabric and Tier 3 fabric: contact your CSI Sales Representative for a quote)



<u>Item Number</u>	<u>Description</u>	<u>Price</u>
G-TB-9382	20" wide x 20" deep x 20" tall End Table	\$243
G-TB-9387	48" wide x 20" deep x 20" tall Coffee Table	\$340

ROUND DINETTE TABLE



Another versatile piece to be used as best suits your needs! Laminate top and flat laminate edge sit atop a durable tubular steel base. Available only in 40" diameter, it stands 30" high.

<u>Item Number</u>	<u>Description</u>	<u>Price</u>
F-TB-120-1	Walnut laminate	\$260
F-TB-120-2	English Oak laminate	\$260
G-TB-120	Custom laminate	\$270

SQUARE DINETTE TABLE



Use this as a dining table or conference table; it is the square cousin of our round unit above. 40" square by 30" high; laminate top and edge.

<u>Item Number</u>	<u>Description</u>	<u>Price</u>
F-TB-119-1	Walnut laminate	\$260
F-TB-119-2	English Oak laminate	\$260
G-TB-119	Custom laminate	\$270

PUB HEIGHT TABLES



Pub Height Tables are the perfect addition to any casual or laid-back environment.

Measuring 36" in diameter and 43 ¼" tall; Table bases come standard in black powder coated metal. The 1 ¼" table top is finished in your choice of laminate with a square edge.

<u>Item Number</u>	<u>Description</u>	<u>Price</u>
G-TB-121	36" Diameter x 43 ¼" Tall	\$290

ADJUSTABLE LEG TABLES

CSI is conscious of your need to create new ways for students to interact together. Our adjustable leg tables are the answer! These reasonably priced tables are available in many sizes, shapes and colors. Table tops are 1 1/8" thick with choice of laminate and finished with oval overlay hardwood edge in either oak or birch in your choice of CSI standard stain colors or in a black t-molding edge. Specify your edge choice on your sales order. The half moon adjustable leg table is only available in a black t-molding edge. Adjustable legs come standard in a chrome finish.

Rectangle

<u>Item Number</u>	<u>Size</u>	<u>Price</u>
G-TB-470-4824	48" x 24"	\$165
G-TB-470-6024	60" x 24"	\$185
G-TB-470-7224	72" x 24"	\$195
G-TB-470-4830	48" x 30"	\$175
G-TB-470-6030	60" x 30"	\$195
G-TB-470-7230	72" x 30"	\$200

Round

<u>Item Number</u>	<u>Size</u>	<u>Price</u>
G-TB-470-42R	42"	\$265
G-TB-470-48R	48"	\$280

Half Moon

<u>Item Number</u>	<u>Size</u>	<u>Price</u>
G-TB-470-7236M	72" x 36"	\$250

Square

<u>Item Number</u>	<u>Size</u>	<u>Price</u>
G-TB-470-4242	42" x 42"	\$180
G-TB-470-4848	48" x 48"	\$190

Trapezoid

<u>Item Number</u>	<u>Size</u>	<u>Price</u>
G-TB-470-6026T	60" x 26"	\$235
G-TB-470-7231T	72" x 31"	\$250



Adjustable Leg Table
Height Ranges from
22" to 33"

****Note: Half Moon tables are only available in
Black T-Molding Edge****



FOLDING TABLES

- Tough, high-pressure laminate surfaces over $\frac{3}{4}$ " high-density particle board.
- Edged in black t-molding edging.
- Sturdy 18 gauge one-piece steel aprons with seam-welded 1" tubular steel legs.

Choose either English Oak or Walnut laminate top with black t-molding edging, apron, and legs. (Alternate laminate colors available by special order—add a custom touch for the best-dressed folding tables in town!)



<u>Item Number</u>	<u>Size</u>	<u>Price</u>
G-TB-924-1860	18" x 60" Folding Table	\$115
G-TB-924-1872	18" x 72" Folding Table	\$119
G-TB-924-2460	24" x 60" Folding Table	\$122
G-TB-924-2472	24" x 72" Folding Table	\$129
G-TB-924-2496	24" x 96" Folding Table	\$139
G-TB-924-3060	30" x 60" Folding Table	\$159
G-TB-924-3072	30" x 72" Folding Table	\$165
G-TB-924-3096	30" x 96" Folding Table	\$169

UTILITY TABLE



It's a paperless age, but we still need typewriters, don't we? Put your typewriter on our four-caster stand for maximum mobility. This sturdy little table measures 27" high by 33" wide by 18" deep, and features an easy care laminate top. Two casters lock.

<u>Item Number</u>	<u>Description</u>	<u>Price</u>
F-TB-442-1	Walnut stain—Birch	\$220
G-TB-342	Custom stain/laminate—Oak	\$260
G-TB-442	Custom stain/laminate—Birch	\$260

METAL H-FRAME TABLE

This rugged work table is built to provide years of trouble-free service. It features a laminate top to resist scratches and stains. The square tubular steel legs are welded to rectangular steel tubing under the tabletop for uniform support. These legs are an "H" brace 6" above the floor. All tables are 30" tall and come with a black frame.



<u>Item Number</u>	<u>Description</u>	<u>Dimensions</u>	<u>Price</u>
G-TB-131	Custom laminate	60" x 30" x 30" high	\$265
G-TB-132	Custom laminate	70" x 30" x 30" high	\$275
G-TB-133	Custom laminate	84" x 30" x 30" high	\$290

H-BASE



Flip Top H-Base



Optional glides offer stability for tables where mobility is less desired.



Nesting Tables - All H-Base flip-top tables can be nested for efficient storage of multiple tables.



Single Bar Flip Action - Makes transporting and storing the table s a single-handed operation.

H-base tables put you on the fast track when it comes to setting up, reconfiguring and storing tables. When you have a table on casters that flips and nests, it just doesn't get much easier. The quick and simple one-step release mechanism allows a single person to flip the table in one motion. The innovative leg-within-leg design ability allows for compact nesting. In addition, the H-base table's optional locking gangers and glides offer stability. Modesty Panels are also an available option on this table.

Odds are your storage space is limited. We understand. That's why we created a convenient flip-top table option. Flip-top tables allow you to maximize your storage space and transport tables with ease, while the single bar mechanism takes the concept a step further, allowing you to do it one-handed and without assistance. The angled profile of the leg is a significant departure from traditional "floor-hugging" bases, and smooth black casters provide mobility. With outstanding functionality, superior design and reasonable price, the T-Base will make you look at the tables like you never have before.

H-BASE TABLES

4 Black Casters-Two Locking	Item #-C	Base Price
4 Glides	Item #-G	Base Price
4 Black Casters-Two Locking with Ganging Mechanism	Item #-CG	Base Price + \$6
4 Glides with Ganging Mechanism	Item #-GG	Base Price + \$6
4 Black Casters-Two Locking with Upholstered (Black Mesh) Modesty Panel	Item #-CM	Base Price + \$96
4 Glides with Upholstered (Black Mesh) Modesty Panel	Item #-GM	Base Price + \$96
4 Black Casters-Two Locking with Upholstered (Black Mesh) Modesty Panel & Ganging Mechanism	Item #-CMG	Base Price + \$102
4 Glides with Upholstered (Black Mesh) Modesty Panel & Ganging Mechanism	Item #-GMG	Base Price + \$102

If glides or modesty panel desired please change ending of item number. (ex: G-TB-DH-2042-C to G-TB-DH-2042-GM)

Description

20x42 Flip/Casters/No Modesty/Non Ganging
 20x48 Flip/Casters/No Modesty/Non Ganging
 20x60 Flip/Casters/No Modesty/Non Ganging
 20x72 Flip/Casters/No Modesty/Non Ganging
 24x42 Flip/Casters/No Modesty/Non Ganging
 24x48 Flip/Casters/No Modesty/Non Ganging
 24x60 Flip/Casters/No Modesty/Non Ganging
 24x72 Flip/Casters/No Modesty/Non Ganging
 30x42 Flip/Casters/No Modesty/Non Ganging
 30x48 Flip/Casters/No Modesty/Non Ganging
 30x60 Flip/Casters/No Modesty/Non Ganging
 30x72 Flip/Casters/No Modesty/Non Ganging
 36x42 Flip/Casters/No Modesty/Non Ganging
 36x48 Flip/Casters/No Modesty/Non Ganging
 36x60 Flip/Casters/No Modesty/Non Ganging
 36x72 Flip/Casters/No Modesty/Non Ganging


Item Number

(specify CSI Laminate and T-molding colors)


G-TB-DH-2042-C \$322
 G-TB-DH-2048-C \$327
 G-TB-DH-2060-C \$336
 G-TB-DH-2072-C \$348
 G-TB-DH-2442-C \$326
 G-TB-DH-2448-C \$332
 G-TB-DH-2460-C \$342
 G-TB-DH-2472-C \$355
 G-TB-DH-3042-C \$338
 G-TB-DH-3048-C \$345
 G-TB-DH-3060-C \$357
 G-TB-DH-3072-C \$371
 G-TB-DH-3642-C \$345
 G-TB-DH-3648-C \$352
 G-TB-DH-3660-C \$366
 G-TB-DH-3672-C \$382

Price

- * Specify Frame Paint Color
- * Specify Surface Laminate Color
- * Specify T-Molding Color (see below)




WG Warm Grey



BL Black



SA Sand



GR Blue Grey

T-BASE



Flip Top T-Base



Nesting Tables -
All T-Base flip-top tables
can be nested for efficient
storage of multiple tables.



Single Bar Flip Action -
Makes transporting
and storing the tables a
single-handed operation.



Modesty Panels are available as an
option on many of the rectangular
shaped tables. Available in folding or
quick-release options. (Fixed T-Base
with glides shown above.)

GREAT DESIGN. GREAT FUNCTION.

The T-Base provides a contemporary look. Arrange tables in traditional, linear layouts or innovative configurations.

Odds are your storage space is limited. We understand. That's why we created a convenient flip-top table option. Flip-top tables allow you to maximize your storage space and transport tables

with ease, while the single bar mechanism takes the concept a step further, allowing you to do it one-handed and without assistance.

The angled profile of the leg is a significant departure from traditional "floor-hugging" bases, and smooth black casters provide mobility. With outstanding functionality, superior design and reasonable price, the T-Base will make you look at the tables like you never have before.


T-BASE TABLES

4 Black Casters - Two Locking	Item #-C	Base Price
4 Black Casters - Two Locking with Folding Modesty Panel	Item #-CM	Base Price + \$39
4 Glides	Item #-G	Base Price
4 Glides with Folding Modesty Panel	Item #-GM	Base Price + \$39

If glides or modesty panel desired please change ending of item number. (ex: G-TB-VTT-1848FX-C to G-TB-VTT-1848FX-GM)

Description	Item Number (specify CSI Laminate and T-molding colors)	Price
18x48 Fixed/Casters/No Modesty	G-TB-VTT-1848FX-C	\$309
18x60 Fixed/Casters/No Modesty	G-TB-VTT-1860FX-C	\$315
18x72 Fixed/Casters/No Modesty	G-TB-VTT-1872FX-C	\$321
18x84 Fixed/Casters/No Modesty	G-TB-VTT-1884FX-C	\$327
18x96 Fixed/Casters/No Modesty	G-TB-VTT-1896FX-C	\$378
24x48 Fixed/Casters/No Modesty	G-TB-VTT-2448FX-C	\$330
24x48 Flip/Casters/No Modesty	G-TB-VTT-2448RFP-C	\$411
24x60 Fixed/Casters/No Modesty	G-TB-VTT-2460FX-C	\$337
24x60 Flip/Casters/No Modesty	G-TB-VTT-2460RFP-C	\$421
24x72 Fixed/Casters/No Modesty	G-TB-VTT-2472FX-C	\$345
24x72 Flip/Casters/No Modesty	G-TB-VTT-2472RFP-C	\$432
24x84 Fixed/Casters/No Modesty	G-TB-VTT-2484FX-C	\$353
24x96 Fixed/Casters/No Modesty	G-TB-VTT-2496FX-C	\$360
30x48 Fixed/Casters/No Modesty	G-TB-VTT-3048FX-C	\$337
30x48 Flip/Casters/No Modesty	G-TB-VTT-3048RFP-C	\$419
30x60 Fixed/Casters/No Modesty	G-TB-VTT-3060FX-C	\$346
30x60 Flip/Casters/No Modesty	G-TB-VTT-3060RFP-C	\$430
30x72 Fixed/Casters/No Modesty	G-TB-VTT-3072FX-C	\$356
30x72 Flip/Casters/No Modesty	G-TB-VTT-3072RFP-C	\$442
30x84 Fixed/Casters/No Modesty	G-TB-VTT-3084FX-C	\$365
30x96 Fixed/Casters/No Modesty	G-TB-VTT-3096FX-C	\$374
36x48 Fixed/Casters/No Modesty	G-TB-VTT-3648FX-C	\$344
36x48 Flip/Casters/No Modesty	G-TB-VTT-3648RFP-C	\$426
36x60 Fixed/Casters/No Modesty	G-TB-VTT-3660FX-C	\$355
36x60 Flip/Casters/No Modesty	G-TB-VTT-3660RFP-C	\$439
36x72 Fixed/Casters/No Modesty	G-TB-VTT-3672FX-C	\$366
36x72 Flip/Casters/No Modesty	G-TB-VTT-3672RFP-C	\$452
36x84 Fixed/Casters/No Modesty	G-TB-VTT-3684FX-C	\$377
36x96 Fixed/Casters/No Modesty	G-TB-VTT-3696FX-C	\$388
42x60 Fixed/Casters/No Modesty	G-TB-VTT-4260FX-C	\$502
42x72 Fixed/Casters/No Modesty	G-TB-VTT-4272FX-C	\$502
42x84 Fixed/Casters/No Modesty	G-TB-VTT-4284FX-C	\$502
42x96 Fixed/Casters/No Modesty	G-TB-VTT-4296FX-C	\$502
48x60 Fixed/Casters/No Modesty	G-TB-VTT-4860FX-C	\$502
48x72 Fixed/Casters/No Modesty	G-TB-VTT-4872FX-C	\$502
48x84 Fixed/Casters/No Modesty	G-TB-VTT-4884FX-C	\$502
48x96 Fixed/Casters/No Modesty	G-TB-VTT-4896FX-C	\$502

* Specify Frame Paint Color, Surface Laminate Color, and T-Molding Color (see below)



WG Warm Grey



BL Black



SA Sand



GR Blue Grey

L-BASE



Develop L Base Tables use a dual motor system to offer a wide-ranging height adjustment of 26" - 52".



Also available in a fixed base, Develop L Base features an attractive T-leg design.



The standard electric switch allows users to adjust among various height ranges.

IT'S TIME TO TAKE A STAND.

Standing during the work day helps promote blood flow throughout the body, allowing workers to be more productive and more efficient.

In fact, studies have shown that a combination of sitting and standing during a normal work day allows workers to burn nearly 30 percent more calories than sitting alone. In addition, workers experiences less neck and back pain and an overall improvement of mood, boosting employee morale and enhancing worker wellness.

Featuring value and versatility at its best, the L Base adjustable tables extend the benefits of electronically-modulated sit-stand worksurfaces to everyone. Affordable features and durable design allow the L Base to transform the workplace with healthy flexibility and mass appeal.

The L Base's clean T-leg design and absence of a low-hanging crossbar allow the table to be used from both sides, promoting user comfort and enhancing versatility.

A wide range of height adjustments suit a variety of user needs and work styles. Intuitive adjustment features are simple and easy to use while meeting a variety of worker preferences.

L-BASE TABLES



Description

24x48 Table, top size 23 1/2" x 46 3/4"
 24x60 Table, top size 23 1/2" x 58 3/4"
 24x66 Table, top size 23 1/2" x 64 3/4"
 24x72 Table, top size 23 1/2" x 70 3/4"

Item Number

G-TB-TGBO-2448
 G-TB-TGBO-2460
 G-TB-TGBO-2466
 G-TB-TGBO-2472

Price

\$664
 \$671
 \$675
 \$678

30x48 Table, top size 29 1/2" x 46 3/4"
 30x60 Table, top size 29 1/2" x 58 3/4"
 30x66 Table, top size 29 1/2" x 64 3/4"
 30x72 Table, top size 29 1/2" x 70 3/4"

G-TB-TGBO-3048
 G-TB-TGBO-3060
 G-TB-TGBO-3066
 G-TB-TGBO-3072


\$677
 \$686
 \$690
 \$695

36x48 Table, top size 35 1/2" x 46 3/4"
 36x60 Table, top size 35 1/2" x 58 3/4"
 36x66 Table, top size 35 1/2" x 64 3/4"
 36x72 Table, top size 35 1/2" x 70 3/4"

G-TB-TGBO-3648
 G-TB-TGBO-3660
 G-TB-TGBO-3666
 G-TB-TGBO-3672

\$683
 \$694
 \$700
 \$705

- * Specify Frame Paint Color (black or silver)
- * Specify Surface Laminate Color
- * Specify T-Molding Color (see right)



WG Warm Grey



BL Black



SA Sand



GR Blue Grey

UNIFY TABLE - SPECIFICATIONS

General

Tables ship fully assembled. Tables are listed to applicable UL standards and requirements by Underwriters Laboratories, Inc.

Lift Mechanism

Tables fold and open in one fluid motion, assisted by a combination of pneumatic cylinders and a torsional energy storage system. This combination ensures safety and ease of use through a controlled, effortless operation. Table stays in a teepee position for easy handling. Torsion-bar-only assists or spring assists are not to be used.

Tops and Benches

Table tops and benches are of solid core warp-resistant construction. Center core is 5/8" thick 45# high-density particleboard. A .040 high-pressure laminate face is used for the top surface with a balanced high pressure laminate backer for the bottom surface. Table tops and benches are attached to the table frame with deep thread screws; expansion rivets are not to be used. Corners have a 1 1/2" radius.

Benches

Bench supports are robotically welded steel construction of 14-gauge tubular frame steel with 6" square, heavy-duty 11-gauge steel plates welded to uprights. Benches are secured to steel plates with deep thread screws. Each split bench requires two plates. Full benches for 8' tables require two plates; full benches for 10' and 12' tables require three plates. No field assembly required.

Stools

Stool supports are robotically welded steel construction consisting of a 14-gauge tubular frame with 6" square, heavy-duty 11-gauge steel plates welded to uprights. Poly stools are attached to the steel plate with deep thread screws. Thermoset hard plastic stools are attached with carriage bolts. No field assembly required. Stools are one of the following:

A. Poly: High-impact polypropylene stools of heavy-duty construction with ribs to reinforce points of stress. Edges are rolled for comfort and strength. Front is textured and color permeates stool. White marks may occur on the stool top at attachment points but do not alter the structural integrity of the table or stool. Stool is 13" diameter.

B. Thermoset Hard Plastic: Highly durable thermoset hard plastic stool seats of molded melamine and wood flour mixture are available. Seats are scratch resistant with color permeating through seat. Stool is 13" diameter.

Edges

Table top and bench edges are finished in one of the following:

A. Bullnose edge: (Flat vinyl T-edge) Edges are banded with an abrasion-resistant vinyl bullnose molding. The barbed "T" design is inserted into a routed groove in the solid particleboard top and held in place with nails driven from the underside, spaced approximately 8-10" apart.

Bullnose Edge



B. Perfect Edge: Made of 1/4" thick by 3/4" high cast black polyurethane. The Perfect Edge is mechanically and chemically bonded to the table core and chemically bonded to the laminate surface edge, providing a superior, permanently sealed barrier to moisture, dirt and bacteria penetration.

Perfect Edge
(Lifetime Top
Warranty)**Frame Finish**

Frame finish is one of the following:

A. Powder-Coated Finish: Epoxy powder coating is electrostatically applied. The dry coating is fused and cured in a baking oven to form a smooth, continuous film. Finish is chemical-resistant, hard, tough and chip/mar-resistant. Standard finish is black.

B. Chrome Finish: Bright and semi-bright duplex nickel chrome is applied to the frame in a twenty-two step process, creating a superior surface finish that is extremely resistant to staining, scuffing, scratching and corrosion.

Locks

Gravity lock constructed of 3/8" solid steel rods engages automatically into slots in apron hinge, eliminating the possibility of folding unexpectedly. The exclusive storage lock is gravity operated for automatic engagement and semi-concealed to prevent accidental release. Release of gravity and storage locks is possible from either side of the table.

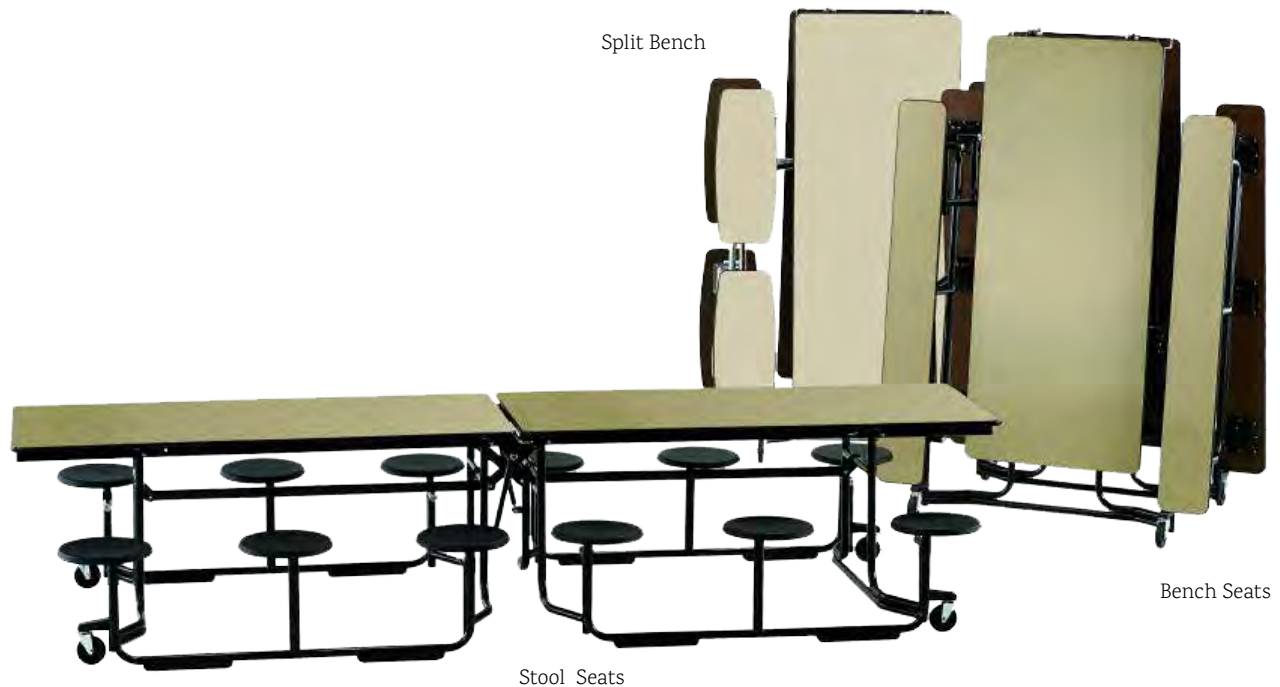
Glides

For increased surface area and durability, non-marring 1.25" x 12" glides made of nylon plastic material are standard. Set of eight per table.

Casters

Large 4" diameter heavy-duty hard rubber swivel casters provide easy and safe maneuverability. When the table is in use, casters lift off the floor to prevent table from rolling. To avoid tripping hazards, casters do not extend beyond the outer edge of the table top when in the open position. Tamper resistant caster covers are used to prevent the trapping of dirt, dust or food. Casters are self-lubricating.

RECTANGULAR TABLE WITH SEATS



Unify's gravity down-lock assures safe operation and keeps tables in the open position. Sufficient clearance between tops prevents pinched fingers.



Stools come in a variety of colors of polypropylene or corex "hard plastic".



Stools are attached to a heavy 8-gauge, metal base plate. This provides greater strength, durability and stability.



Fingertip control and effortless folding are the results of Unify's exclusive combination of pneumatic lift assist and torsional energy storage system.



Carefully engineered casters add stability and maneuverability. The caster support has a sleek tamper resistant cover that won't trap dust, dirt or food and won't scuff shoes.



Unify Tables move safely through standard door openings. Seats store parallel to the tabletop to minimize dust built-up during storage.

Unify Rectangular Tables with seating are strong, durable and extremely mobile tables. Available in either bench or stool styles, they are manufactured of solid core warp-resistant construction. Frames are solid, fabricated with a welded unitized construction and integrating all structural steel members into a self supporting unit.

Tables open and fold in one fluid motion due to a combination of pneumatic cylinders and a torsional energy system. This system, coupled with a proprietary storage lock that is spring loaded for automatic engagement means lifting, locking and moving the tables is safe, secure, and easy.

Ordering details:

LXX = Table surface laminate choice.

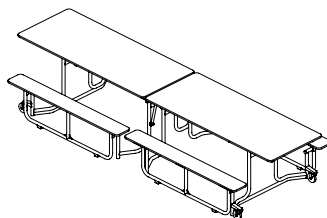
EXX = Table surface edge choice.

BLXX = Bench surface laminate choice.

BEXX = Bench edge color choice.

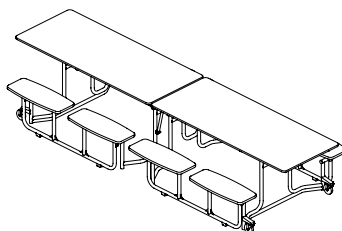
SPXX = Stool color choice. (Polypropylene, 13" diameter, rolled edge)

SXX = Stool color choice. (Thermoset hard plastic, 13" diameter)



<u>Seating</u> (Child/Adult)	<u>Description</u>	<u>Item Number</u>	<u>Price</u>
RECTANGULAR TABLES WITH BENCHES-WITH FLAT VINYL EDGE			
12/8	Black Frame 56 ½" x 96"	G-TB-UF08BE/BN/29/LXX/EXX/BLXX/BEXX/BL	\$938
12/8	Chrome Frame 56 ½" x 96"	G-TB-UF08BE/BN/29/LXX/EXX/BLXX/BEXX/CH	\$1,013
12/12	Black Frame 56 ½" x 120"	G-TB-UF10BE/BN/29/LXX/EXX/BLXX/BEXX/BL	\$970
12/12	Chrome Frame 56 ½" x 120"	G-TB-UF10BE/BN/29/LXX/EXX/BLXX/BEXX/CH	\$1,046
16/16	Black Frame 56 ½" x 139 ½"	G-TB-UF12BE/BN/29/LXX/EXX/BLXX/BEXX/BL	\$1,039
16/16	Chrome Frame 56 ½" x 139 ½"	G-TB-UF12BE/BN/29/LXX/EXX/BLXX/BEXX/CH	\$1,114

RECTANGULAR TABLES WITH BENCHES-WITH PERFECT EDGE			
12/8	Black Frame 56 ½" x 96"	G-TB-UF08BE/PR/29/LXX/EXX/BLXX/BEXX/BL	\$1,120
12/8	Chrome Frame 56 ½" x 96"	G-TB-UF08BE/PR/29/LXX/EXX/BLXX/BEXX/CH	\$1,195
12/12	Black Frame 56 ½" x 120"	G-TB-UF10BE/PR/29/LXX/EXX/BLXX/BEXX/BL	\$1,231
12/12	Chrome Frame 56 ½" x 120"	G-TB-UF10BE/PR/29/LXX/EXX/BLXX/BEXX/CH	\$1,307
16/16	Black Frame 56 ½" x 139 ½"	G-TB-UF12BE/PR/29/LXX/EXX/BLXX/BEXX/BL	\$1,273
16/16	Chrome Frame 56 ½" x 139 ½"	G-TB-UF12BE/PR/29/LXX/EXX/BLXX/BEXX/CH	\$1,348



<u>Seating</u> (Child/Adult)	<u>Description</u>	<u>Item Number</u>	<u>Price</u>
RECTANGULAR TABLES WITH SPLIT BENCHES-FLAT VINYL EDGE			
16/16	Black Frame 56 ½" x 139 ½"	G-TB-UF12SB/BN/29/LXX/EXX/BLXX/BEXX/BL	\$1,141
16/16	Chrome Frame 56 ½" x 139 ½"	G-TB-UF12SB/BN/29/LXX/EXX/BLXX/BEXX/CH	\$1,223

RECTANGULAR TABLES WITH SPLIT BENCHES-PERFECT EDGE			
16/16	Black Frame 56 ½" x 139 ½"	G-TB-UF12SB/PR/29/LXX/EXX/BLXX/BEXX/BL	\$1,454
16/16	Chrome Frame 56 ½" x 139 ½"	G-TB-UF12SB/PR/29/LXX/EXX/BLXX/BEXX/CH	\$1,537


Thermoset Color Options




Blue



Navy Blue



Dark Grey



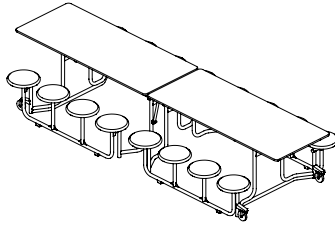
Light Grey



Beige



Cranberry



Seating (Child/Adult)	Description	Item Number	Price
RECTANGULAR TABLES WITH STOOL SEATS -POLYPROPYLENE-FLAT VINYL EDGE			
8/8	Black Frame 60 ½" x 96"	G-TB-UF084/PY/BN/29/LXX/EXX/SPXX/BL	\$1,077
8/8	Chrome Frame 60 ½" x 96"	G-TB-UF084/PY/BN/29/LXX/EXX/SPXX/CH	\$1,149
12/12	Black Frame 60 ½" x 120"	G-TB-UF106/PY/BN/29/LXX/EXX/SPXX/BL	\$1,136
12/12	Chrome Frame 60 ½" x 120"	G-TB-UF106/PY/BN/29/LXX/EXX/SPXX/CH	\$1,215
12/12	Black Frame 60 ½" x 139 ½"	G-TB-UF126/PY/BN/29/LXX/EXX/SPXX/BL	\$1,192
12/12	Chrome Frame 60 ½" x 139 ½"	G-TB-UF126/PY/BN/29/LXX/EXX/SPXX/CH	\$1,278
16/16	Black Frame 60 ½" x 139 ½"	G-TB-UF128/PY/BN/29/LXX/EXX/SPXX/BL	\$1,236
16/16	Chrome Frame 60 ½" x 139 ½"	G-TB-UF128/PY/BN/29/LXX/EXX/SPXX/CH	\$1,319
RECTANGULAR TABLES WITH STOOL SEATS- POLYPROPYLENE-PERFECT EDGE			
8/8	Black Frame 60 ½" x 96"	G-TB-UF084/PY/PR/29/LXX/EXX/SPXX/BL	\$1,191
8/8	Chrome Frame 60 ½" x 96"	G-TB-UF084/PY/PR/29/LXX/EXX/SPXX/CH	\$1,263
12/12	Black Frame 60 ½" x 120"	G-TB-UF106/PY/PR/29/LXX/EXX/SPXX/BL	\$1,253
12/12	Chrome Frame 60 ½" x 120"	G-TB-UF106/PY/PR/29/LXX/EXX/SPXX/CH	\$1,332
12/12	Black Frame 60 ½" x 139 ½"	G-TB-UF126/PY/PR/29/LXX/EXX/SPXX/BL	\$1,315
12/12	Chrome Frame 60 ½" x 139 ½"	G-TB-UF126/PY/PR/29/LXX/EXX/SPXX/CH	\$1,402
16/16	Black Frame 60 ½" x 139 ½"	G-TB-UF128/PY/PR/29/LXX/EXX/SPXX/BL	\$1,362
16/16	Chrome Frame 60 ½" x 139 ½"	G-TB-UF128/PY/PR/29/LXX/EXX/SPXX/CH	\$1,445
RECTANGULAR TABLES WITH STOOL SEATS THERMOSET PLASTIC-FLAT VINYL EDGE			
8/8	Black Frame 60 ½" x 96"	G-TB-UF084/CX/BN/29/LXX/EXX/SXX/BL	\$1,150
8/8	Chrome Frame 60 ½" x 96"	G-TB-UF084/CX/BN/29/LXX/EXX/SXX/CH	\$1,222
12/12	Black Frame 60 ½" x 120"	G-TB-UF106/CX/BN/29/LXX/EXX/SXX/BL	\$1,240
12/12	Chrome Frame 60 ½" x 120"	G-TB-UF106/CX/BN/29/LXX/EXX/SXX/CH	\$1,319
12/12	Black Frame 60 ½" x 139 ½"	G-TB-UF126/CX/BN/29/LXX/EXX/SXX/BL	\$1,296
12/12	Chrome Frame 60 ½" x 139 ½"	G-TB-UF126/CX/BN/29/LXX/EXX/SXX/CH	\$1,382
16/16	Black Frame 60 ½" x 139 ½"	G-TB-UF128/CX/BN/29/LXX/EXX/SXX/BL	\$1,378
16/16	Chrome Frame 60 ½" x 139 ½"	G-TB-UF128/CX/BN/29/LXX/EXX/SXX/CH	\$1,460
RECTANGULAR TABLES WITH STOOL SEATS THERMOSET PLASTIC-PERFECT EDGE			
8/8	Black Frame 60 ½" x 96"	G-TB-UF084/CX/PR/29/LXX/EXX/SXX/BL	\$1,263
8/8	Chrome Frame 60 ½" x 96"	G-TB-UF084/CX/PR/29/LXX/EXX/SXX/CH	\$1,335
12/12	Black Frame 60 ½" x 120"	G-TB-UF106/CX/PR/29/LXX/EXX/SXX/BL	\$1,358
12/12	Chrome Frame 60 ½" x 120"	G-TB-UF106/CX/PR/29/LXX/EXX/SXX/CH	\$1,437
12/12	Black Frame 60 ½" x 139 ½"	G-TB-UF126/CX/PR/29/LXX/EXX/SXX/BL	\$1,420
12/12	Chrome Frame 60 ½" x 139 ½"	G-TB-UF126/CX/PR/29/LXX/EXX/SXX/CH	\$1,506
16/16	Black Frame 60 ½" x 139 ½"	G-TB-UF128/CX/PR/29/LXX/EXX/SXX/BL	\$1,501
16/16	Chrome Frame 60 ½" x 139 ½"	G-TB-UF128/CX/PR/29/LXX/EXX/SXX/CH	\$1,584

ROUND TABLE WITH SEATS



Split Bench



Unify's floor glide is available in standard non-marring nylon or stainless steel that won't accumulate grit which can scratch tile floors.



When tables are open, weight is off the casters, preventing unwanted rolling or incidental movement of the tables.



There is an ample amount of leg room along with obstacle free seating with Unify's stool option.



Before the table can be fully opened, the semi-open safety lock must be purposely released. The gravity lock down automatically engages into slots in the hinges, preventing the table from unexpectedly folding.



Unify's unique design stores stool seats parallel to the tabletop, discouraging children from climbing and minimizing dust build-up during storage.

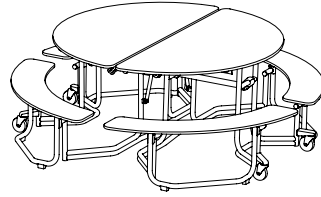


Unify's round table design promotes interaction among occupants.

Unify Round Tables with seating promote table interaction, making them perfect for food service use, group project settings, or general cafeteria use. Available with bench or stool seating, the circular design allows for obstacle free access to seating, and allows for greater versatility as well as room configuration maximization.

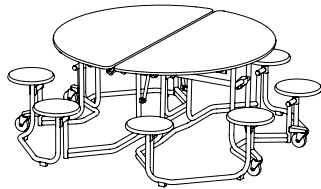
Manufactured specifically to withstand the rigors of daily use, these tables fold and roll easily, and nest together for compact storage.

From stationary to mobile in a matter of seconds, Unify Round Tables offer a torsional energy storage lift mechanism, an exclusive spring loaded automatically engaged storage lock, and large 4" heavy duty rubber casters for safe, secure, and easy maneuverability.



Seating (Child/Adult)	Description	Item Number	Price
ROUND TABLE WITH SPLIT BENCHES- FLAT VINYL EDGE (60" DIAMETER TOP)			
8/8	Black Frame 81" Overall	G-TB-UFRD5SB/BN/29/LXX/EXX/BLXX/BEXX/BL	\$1,097
8/8	Chrome Frame 81" Overall	G-TB-UFRD5SB/BN/29/LXX/EXX/BLXX/BEXX/CH	\$1,166

ROUND TABLES WITH SPLIT BENCHES- PERFECT EDGE (60" DIAMETER TOP)			
8/8	Black frame 81" Overall	G-TB-UFRD5SB/PR/29/LXX/EXX/BLXX/BEXX/BL	\$1,397
8/8	Chrome Frame 81" Overall	G-TB-UFRD5SB/PR/29/LXX/EXX/BLXX/BEXX/CH	\$1,466



Seating (Child/Adult)	Description	Item Number	Price
ROUND TABLES W/ STOOL SEATS POLYPROPYLENE FLAT VINYL EDGE (60" DIAMETER TOP)			
8/8	Black frame 86" Overall	G-TB-UFRD58/PY/BN/29/LXX/EXX/SPXX/BL	\$1,024
8/8	Chrome Frame 86" Overall	G-TB-UFRD58/PY/BN/29/LXX/EXX/SPXX/CH	\$1,094

ROUND TABLES W/ STOOL SEATS THERMOSET PLASTIC PERFECT EDGE (60" DIAMETER TOP)			
8/8	Black frame 86" Overall	G-TB-UFRD58/CX/PR/29/LXX/EXX/SXX/BL	\$1,139
8/8	Chrome Frame 86" Overall	G-TB-UFRD58/CX/PR/29/LXX/EXX/SXX/CH	\$1,208

LXX = Table surface laminate choice.

EXX = Table surface edge choice.

BLXX = Bench surface laminate choice.

BEXX = Bench edge color choice.

SPXX = Stool color choice. (Polypropylene, 13" diameter, rolled edge)

SXX = Stool color choice. (Thermoset hard plastic, 13" diameter)


Thermoset Color Options




Blue



Navy Blue



Dark Grey



Light Grey



Beige



Cranberry

TABLES WITHOUT SEATING



The high value, vinyl bullnose (top) edge is extremely durable. Perfect Edge (bottom) provides superior edge protection and permanently seals the top.



To avoid tripping hazards, casters do not extend beyond the end of the table when in the open position.



For safety and convenience, the storage lock engages automatically when the table is folded and can't move out of correct alignment. The lock release is easily accessible from either side of the table.



Table frames are fabricated using a welded unitized construction, integrating all structural steel members into a self-supporting unit. All legs operate from the unitized frame, not the table top.

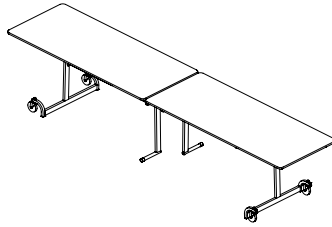


T-legs increase knee room and seating capacity around the table and eliminate the need to straddle table leg uprights, making it wheelchair accessible.

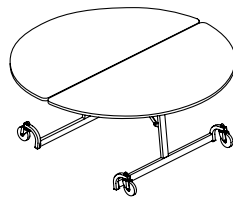


Unify seatless tables are easy to handle, yet tough enough to endure years of everyday use. The torsional energy storage system creates controlled, effortless lifting operation, and means one person can open, close and move the units with ease.

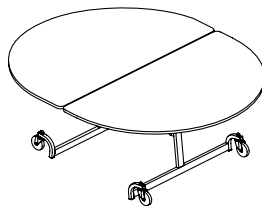
The 4" diameter casters provide easy and safe maneuverability and lift off the floor when table is in use to provide extreme table stability. Because the tables include casters and store compactly, there's no need for bulky table carts.



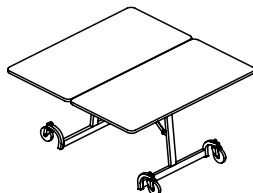
Description	Item Number	Price
RECTANGULAR TABLES WITHOUT SEATING FLAT VINYL EDGE		
Black Frame 29 ½" x 96"	G-TB-UFRT8/BN/29/LXX/EXX/BL	\$569
Chrome Frame 29 ½" x 96"	G-TB-UFRT8/BN/29/LXX/EXX/CH	\$634
Black Frame 29 ½" x 120"	G-TB-UFRT10/BN/29/LXX/EXX/BL	\$623
Chrome Frame 29 ½" x 120"	G-TB-UFRT10/BN/29/LXX/EXX/CH	\$659
Black Frame 29 ½" x 139 ½"	G-TB-UFRT12/BN/29/LXX/EXX/BL	\$686
Chrome Frame 29 ½" x 139 ½"	G-TB-UFRT12/BN/29/LXX/EXX/CH	\$716
RECTANGULAR TABLES WITHOUT SEATING PERFECT EDGE		
Black Frame 29 ½" x 96"	G-TB-UFRT8/PR/29/LXX/EXX/BL	\$680
Chrome Frame 29 ½" x 96"	G-TB-UFRT8/PR/29/LXX/EXX/CH	\$745
Black Frame 29 ½" x 120"	G-TB-UFRT10/PR/29/LXX/EXX/BL	\$715
Chrome Frame 29 ½" x 120"	G-TB-UFRT10/PR/29/LXX/EXX/CH	\$751
Black Frame 29 ½" x 139 ½"	G-TB-UFRT12/PR/29/LXX/EXX/BL	\$781
Chrome Frame 29 ½" x 139 ½"	G-TB-UFRT12/PR/29/LXX/EXX/CH	\$811



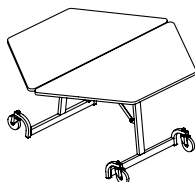
Description	Item Number	Price
ROUND TABLES WITHOUT SEATING FLAT VINYL EDGE		
Black Frame 48"	G-TB-UFRD4/BN/29/LXX/EXX/BL	\$478
Chrome Frame 48"	G-TB-UFRD4/BN/29/LXX/EXX/CH	\$491
Black frame 60"	G-TB-UFRD5/BN/29/LXX/EXX/BL	\$505
Chrome Frame 60"	G-TB-UFRD5/BN/29/LXX/EXX/CH	\$519
Black Frame 72"	G-TB-UFRD6/BN/29/LXX/EXX/BL	\$679
Chrome Frame 72"	G-TB-UFRD6/BN/29/LXX/EXX/CH	\$694
ROUND TABLES WITHOUT SEATING PERFECT EDGE		
Black Frame 48"	G-TB-UFRD4/PR/29/LXX/EXX/BL	\$561
Chrome Frame 48"	G-TB-UFRD4/PR/29/LXX/EXX/CH	\$574
Black frame 60"	G-TB-UFRD5/PR/29/LXX/EXX/BL	\$589
Chrome Frame 60"	G-TB-UFRD5/PR/29/LXX/EXX/CH	\$602
Black Frame 72"	G-TB-UFRD6/PR/29/LXX/EXX/BL	\$838
Chrome Frame 72"	G-TB-UFRD6/PR/29/LXX/EXX/CH	\$852



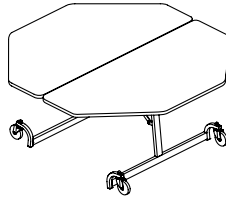
<u>Description</u>	<u>Item Number</u>	<u>Price</u>
OVAL TABLES WITHOUT SEATING FLAT VINYL EDGE		
Black Frame 60" x 66"	G-TB-UFOV66/BN/29/LXX/EXX/BL	\$596
Chrome Frame 60" x 66"	G-TB-UFOV66/BN/29/LXX/EXX/CH	\$609
Black Frame 60" x 72"	G-TB-UFOV72/BN/29/LXX/EXX/BL	\$619
Chrome Frame 60" x 72"	G-TB-UFOV72/BN/29/LXX/EXX/CH	\$634
OVAL TABLES WITHOUT SEATING PERFECT EDGE		
Black Frame 60" x 66"	G-TB-UFOV66/PR/29/LXX/EXX/BL	\$710
Chrome Frame 60" x 66"	G-TB-UFOV66/PR/29/LXX/EXX/CH	\$723
Black Frame 60" x 72"	G-TB-UFOV72/PR/29/LXX/EXX/BL	\$748
Chrome Frame 60" x 72"	G-TB-UFOV72/PR/29/LXX/EXX/CH	\$763



<u>Description</u>	<u>Item Number</u>	<u>Price</u>
SQUARE TABLES WITHOUT SEATING FLAT VINYL EDGE		
Black Frame 48" x 48"	G-TB-UFSQ4/BN/29/LXX/EXX/BL	\$455
Chrome Frame 48"x 48"	G-TB-UFSQ4/BN/29/LXX/EXX/CH	\$470
SQUARE TABLES WITHOUT SEATING PERFECT EDGE		
Black Frame 48" x 48"	G-TB-UFSQ4/PR/29/LXX/EXX/BL	\$538
Chrome Frame 48"x 48"	G-TB-UFSQ4/PR/29/LXX/EXX/CH	\$553

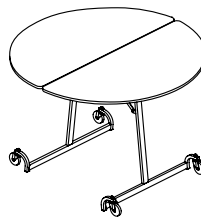


<u>Description</u>	<u>Item Number</u>	<u>Price</u>
HEXAGONAL TABLES WITHOUT SEATING FLAT VINYL EDGE		
Black Frame 48"	G-TB-UFHQ4/BN/29/LXX/EXX/BL	\$505
Chrome Frame 48"	G-TB-UFHQ4/BN/29/LXX/EXX/CH	\$519
HEXAGONAL TABLES WITHOUT SEATING PERFECT EDGE		
Black Frame 48"	G-TB-UFHQ4/PR/29/LXX/EXX/BL	\$589
Chrome Frame 48"	G-TB-UFHQ4/PR/29/LXX/EXX/CH	\$602



<u>Description</u>	<u>Item Number</u>	<u>Price</u>
OCTAGONAL TABLES WITHOUT SEATING FLAT VINYL EDGE		
Black Frame 60"	G-TB-UFOC5/BN/29/LXX/EXX/BL	\$521
Chrome Frame 60"	G-TB-UFOC5/BN/29/LXX/EXX/CH	\$539

OCTAGONAL TABLES WITHOUT SEATING PERFECT EDGE		
Black Frame 60"	G-TB-UFOC5/PR/29/LXX/EXX/BL	\$609
Chrome Frame 60"	G-TB-UFOC5/PR/29/LXX/EXX/CH	\$627




<u>Description</u>	<u>Item Number</u>	<u>Price</u>
ROUND STAND-UP HEIGHT TABLES 42" HIGH NO SEATING- FLAT VINYL EDGE		
Black Frame 48"	G-TB-UFSU4/BN/42/LXX/EXX/BL	\$530
Chrome Frame 48"	G-TB-UFSU4/BN/42/LXX/EXX/CH	\$544
Black Frame 60"	G-TB-UFSU5/BN/42/LXX/EXX/BL	\$558
Chrome Frame 60"	G-TB-UFSU5/BN/42/LXX/EXX/CH	\$570

ROUND STAND-UP HEIGHT TABLES 42" HIGH NO SEATING- PERFECT EDGE		
Black Frame 48"	G-TB-UFSU4/PR/42/LXX/EXX/BL	\$611
Chrome Frame 48"	G-TB-UFSU4/PR/42/LXX/EXX/CH	\$624
Black Frame 60"	G-TB-UFSU5/PR/42/LXX/EXX/BL	\$637
Chrome Frame 60"	G-TB-UFSU5/PR/42/LXX/EXX/CH	\$649

LXX = Table surface laminate choice.

EXX = Table surface edge choice.



MODULAR OFFICE SYSTEMS

PANELS, DESKS, FILING CABINETS, SHELVING AND MORE



POWERWORKS® PANEL SYSTEM

The PowerWorks® Panel System is modular in nature, designed for office environments that require frequent reconfiguration. The modularity of PowerWorks panels stems from separate frame, tile, and trim systems that assemble entirely with only a rubber mallet. A screwdriver and wrench are required to assemble overheads and install worksurfaces. A pre-wired power system can be run in the modular units at four standard heights. Hundreds of data cables can be managed throughout the panel system. PowerWorks accommodates all standard types of cables. PowerWorks also supports a Modular Data System. Additional furnishings, such as desks, are available from our FlexStation Desking Systems product line. Mobile filing cabinets and office chairs will complete your design.

The PowerWorks frame is based on only four basic parts (the full vertical post, half vertical post, corner connector block, and horizontal rail). Horizontal rails are designed to be added and removed without disturbing the vertical posts or power/data cables managed throughout the system. All cables are laid into the system without threading through the frame to greatly enhance the ability to reconfigure the system with minimal disruption and downtime. Vertical posts can later be stacked one on top of another to easily change panel height.

Panels come in different styles to offer the user complete control over the office environment. All three styles are based on the same basic parts so they can easily be mixed and matched to maximize flexibility and value. The size of the panels range from 12" to 60" in width and 30" to 84" in height.

- Monolithic, which consist of full fabric tiles
- Segmented, consisting of size choices of segmented fabric tiles – allows for multiple fabric styles and colors to be used
- Stackable styles
- Full glass panels
- Half glass and half monolithic style
- Half glass and half segmented style

Additional accessories include doors, rolling screen door, door threshold, acoustic or open tiles, various worksurfaces that can be hung on the panels themselves, keyboards and drawers, shelves and cabinets plus mobile filing pedestals.

The PowerWorks panel systems require factory installation and additional installation charges apply. CSI will visit your location anywhere in Nebraska to take measurements and discuss the various options at no charge to you.





FLEXSTATION WORK SURFACES


GENERAL INFORMATION



Basic Work Surfaces (WBW)



Adj. Keyboard Pad Work Surfaces (WAK)



Transitional Work Surfaces (WCT)

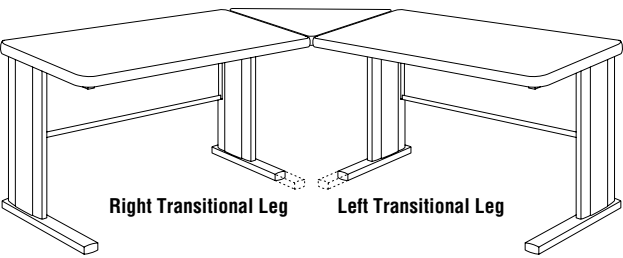
FEATURES

Solid core top
Plastic laminate surface
Flat vinyl T-molding
Powder-coated legs
Seam-welded tubular steel frame
Chrome plated glides

•
•
•
•
•
•

•
•
•
•
•
•

•
•
•
•
•
•



Right Transitional Leg

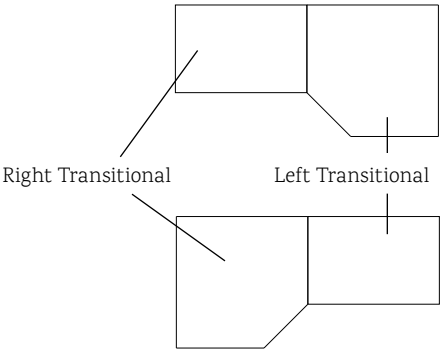
Left Transitional Leg

Transitional Leg

Transitional leg bases are 6 inches shorter than standard leg bases for greater leg room and chair clearance when two surfaces are joined. When seated at the worksurface, "right" or "left" refers to the individual worksurface, not the assembled workstation. Cannot be ordered for an individual, free-standing worksurface.

Transitional Leg Guideline

Please specify with any of item that prompts specification



Right Transitional

Left Transitional

SPECIFICATIONS


Streamline Work Surface Frames

Heavy-gauge seam-welded powder-coat finished tubular steel. Horizontal tabletop support tube, 16-ga., 1" x 1" steel. Floor support member, 16-ga., 1 1/8" x 1 3/4" belly rectangular steel tube. Top floor support tubes are welded with 2 steel tube vertical leg members. The rear vertical support is 16-ga., 1" x 2" steel tube. The front vertical support is 16-ga., 1" x 2 1/8" bullet oval steel tube. Leg interior provides concealed management of wire from floor to work surface. Adjustable chrome-plated glides. Powder-coat finish on legs. There are three frame style options. The receptacle clearance beam option (WB) is a 16-ga., 1/2" x 1 1/2" steel tube cross brace, welded to two 14-ga., L-brackets for support. The modesty panel

(WM) is 19-ga. steel. It is located 1 1/2" from the rear of the work surface. The modesty panel is 15.31" on the 29" tables.

Work Surface Top

1 1/4" thick top, high-pressure plastic laminate top surface with phenolic backing sheet. Available with PVC T-molding.



Surface Splice Plates

Die-formed steel splice plates attach to underside of units with screws. Two splice plates are provided with all surfaces. Standard connector plate provided when surfaces are of common height.

Adjustable Keyboard Pad Work Surface

Die-formed L-brackets attach to table and keyboard pad with screws. Threaded hand knobs lock keyboard pad in position. Available with PVC T-molding.

Weight Capacity

All FlexStation® tables meet or exceed BIFMA 5.5 Standards.

Horizontal Wire Management Trough

Horizontal wire management trough (WW) is located behind the modesty panel and is constructed of rigid PVC with 1" deep by 1 1/2" high openings for cables.

Guest Modesty Panel

The Guest Modesty Panel for P Shaped, Piano, and Square Shoe, peninsula work surfaces is constructed of 19-ga. steel. It is located 4.5" from the guest side

of the peninsula work surface and is attached using 6, #10-1" screws. It is 9" high and comes in lengths to fit 60" through 84" peninsula tops.

Other

3" x 2" wire management port provided for all tables on both sides at top of modesty panes. They also have scuff plates. Each leg comes with adjustable chrome-plated glides. All wireway options connects to existing openings at top of modesty panels with metal channel for wire management.

WW designation at end of number notes that item comes with wireway.

When ordering please specify transitional legs, base color and laminate.

All fixed height units are 29" unless otherwise noted.

FLEXSTATION WORK SURFACES

GENERAL INFORMATION



Starter Unit



Adder Unit



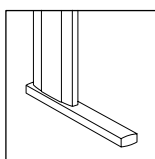
Finisher Unit

Starter Unit - Each shared leg workplace requires a starter unit to be placed at one end of the table string. The starter unit is comprised of a worksurface, modesty panel, standard leg and transitional leg. Only one starter unit is required in a single table string.

Adder Unit - When three or more tables make up a table string adder units are used to make up the middle portion of the table string. The adder unit is comprised of a worksurface, modesty panel and transitional leg.

Finisher Unit - The final table specified in a table string is the finisher unit. This unit is comprised of a worksurface, modesty panel and a standard leg.

All three units are joined together by the transitional legs, which are centered between the two worksurfaces and attach accordingly. When specifying the shared leg option, it is possible to specify tables with the LapTop Garage® in the same table string as other tables without LapTop Garages.



Streamline Leg



Crank Adjustable



Electric Adjustable

HOW TO ORDER

Product Number Specification

1. List the base product number that corresponds with the exact product dimensions selected.
2. Read product description copy to identify the options that need to be specified.

PVC T-molding edge color codes:

Black BL
Blue Grey GR
Sand SA
Warm Grey WG

Laminate offering and codes:

Find in Options section

Frame and Leg option colors:

Find in Options section

Codes for location and type of transitional leg*:

S = Standard (both standard legs)
R = Right (right transitional leg)
L = Left (left transitional leg)
B = Both (Both transitional legs)

* Note: If ordering Basic Work Surfaces as a freestanding unit, or if only one side connects to a transitional work surface, the "B" option for both transitional legs is not available.

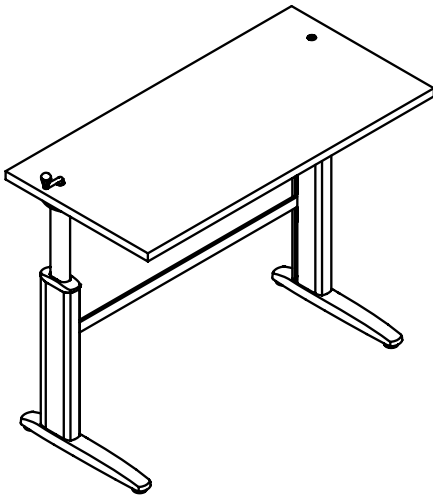
**The directions is calculated as if sitting at the unit.

Transitional Leg

Transitional leg bases are 6 inches shorter than standard leg bases for greater leg room and chair clearance when two surfaces are joined. When seated at the work surface, "right" or "left" refers to the individual work surface, not the assembled workstation. Cannot be ordered for an individual, free-standing work surface.

FLEXSTATION WORK SURFACES

ADJUSTABLE



Crank Sit/Stand Height Adjustable

- Rectangular surface with straight front
- Height adjusts from 27"-43"
- Work surfaces are undersized by ¼" from side-to-side
- Modesty panel models are designated by the -M after inventory number

<u>D x W</u>	<u>ITEM NUMBER</u>	<u>PRICE</u>
24 x 30"	G-TB-GSTR-2430SS	\$462
24 x 30"	G-TB-GSTR-2430SS-M	\$522
24 x 36"	G-TB-GSTR-2436SS	\$478
24 x 36"	G-TB-GSTR-2436SS-M	\$538
24 x 42"	G-TB-GSTR-2442SS	\$497
24 x 42"	G-TB-GSTR-2442SS-M	\$557
24 x 48"	G-TB-GSTR-2448SS	\$507
24 x 48"	G-TB-GSTR-2448SS-M	\$567
24 x 54"	G-TB-GSTR-2454SS	\$522
24 x 54"	G-TB-GSTR-2454SS-M	\$582
24 x 60"	G-TB-GSTR-2460SS	\$538
24 x 60"	G-TB-GSTR-2460SS-M	\$598
24 x 66"	G-TB-GSTR-2466SS	\$548
24 x 66"	G-TB-GSTR-2466SS-M	\$608
24 x 72"	G-TB-GSTR-2472SS	\$563
24 x 72"	G-TB-GSTR-2472SS-M	\$623
30 x 30"	G-TB-GSTR-3030SS	\$466
30 x 30"	G-TB-GSTR-3030SS-M	\$526
30 x 36"	G-TB-GSTR-3036SS	\$483
30 x 36"	G-TB-GSTR-3036SS-M	\$543
30 x 42"	G-TB-GSTR-3042SS	\$503
30 x 42"	G-TB-GSTR-3042SS-M	\$563
30 x 48"	G-TB-GSTR-3048SS	\$514
30 x 48"	G-TB-GSTR-3048SS-M	\$574
30 x 54"	G-TB-GSTR-3054SS	\$530
30 x 54"	G-TB-GSTR-3054SS-M	\$590
30 x 60"	G-TB-GSTR-3060SS	\$547
30 x 60"	G-TB-GSTR-3060SS-M	\$607
30 x 66"	G-TB-GSTR-3066SS	\$558
30 x 66"	G-TB-GSTR-3066SS-M	\$618
30 x 72"	G-TB-GSTR-3072SS	\$574
30 x 72"	G-TB-GSTR-3072SS-M	\$634

CRANK-ADJUSTABLE TABLES

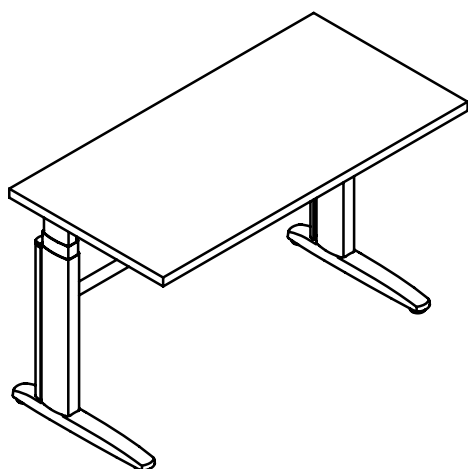
Each leg assembly is comprised of 1 3/8" x 2 3/4" x 16-gauge steel tube that telescopes inside a 2" x 3" x 14-gauge steel outer leg tube. Nylon bushings ensure a smooth, telescoping action between the tubes. A 14-gauge, draw-formed foot is welded to the outer leg tube, and provides strength and room for carpet levelers in a low profile, sculpted component. An 11-gauge steel, draw-formed work surface support is welded to the inner tube, and provides strength to support large, cantilevered loads on the work surface. Extruded aluminum

covers are attached to the front and back of the upright tubing for visual appeal. The table is manually adjustable from 27" to 43" by turning a crank. The crank raises or lowers the table at a rate of 1 inch per 10 revolutions. A lifting mechanism inside of each leg provides a uniform lifting force to the work surface, regardless of the loading condition. Each mechanism is comprised of a steel acme-threaded rod turning through a delrin lead nut. The delrin nut provides a silent operation, low friction, and excellent wear characteristics. The

acme rods deliver a lifting force to the underside of the surface supports. Precision needle roller bearings provide a smooth, quiet interface between the rotating acme rods and the surface supports. The lifting mechanisms are synchronized via a ¼" pitch roller chain that spans the distance between the table legs. The chain engages each acme-threaded rod through a delrin sprocket that is attached to the rod.

FLEXSTATION WORK SURFACES

ADJUSTABLE



<u>D x W</u>	<u>Item Number</u>	<u>Price</u>
24 x 36"	G-TB-GSRE-2436S-S	\$884
24 x 42"	G-TB-GSRE-2442S-S	\$907
24 x 48"	G-TB-GSRE-2448S-S	\$922
24 x 54"	G-TB-GSRE-2454S-S	\$938
24 x 60"	G-TB-GSRE-2460S-S	\$953
30 x 36"	G-TB-GSRE-3036S-S	\$896
30 x 42"	G-TB-GSRE-3042S-S	\$918
30 x 48"	G-TB-GSRE-3048S-S	\$935
30 x 54"	G-TB-GSRE-3054S-S	\$952
30 x 60"	G-TB-GSRE-3060S-S	\$968

Standard Controls (3 Preset Buttons)

Deluxe Controls (3 Presets and Digital Readout)

Standard Controls with Modesty Panel

Deluxe Controls with Modesty Panel

Item# - S

Item# - D

Item# - SM

Item# - DM

Base Price

Base Price + \$36

Base Price + \$60

Base Price + \$96

ELECTRIC HEIGHT ADJUSTABLE

- Rectangular surface with straight front
- Height adjusts from 24-51"
- Adjustable glides
- Work surfaces are undersized by 1 ¼" from side-to-side and ½" from back-to-front from the stated dimensions
- Modesty panel models are designated by the M after inventory number

ELECTRIC-ADJUSTABLE TABLES

Each leg assembly is comprised of a triple telescoping steel tube with an overall dimension of 4.3" x 2.28". Extruded aluminum covers are attached to the back of the upright tubing for visual appeal. The table is electrically adjustable from 24" to 51" by pressing a button. Motors raise or lower the table at a rate of 1.7 inches per second. The motors drive a lifting mechanism inside of each leg to provide a uniform lifting force to the work surface, regardless of the loading condition. The parallel

connectors synchronize the motors electronically. The controller keeps track of each motor revolution, and ensures that the motors remain in perfect synchronization. The user interface occurs at the switch. The deluxe includes three memory presets and a visual display indicating the height of the work surface.

How to Order

Select paint. Options are Black (BL), Blue Grey (GR), Champagne Metallic (CM), Espresso Metallic (EX), Flannel (FN), Light Tone (LG), Sand (SA), Starlight Silver Metallic (SX), Warm Grey (WG).

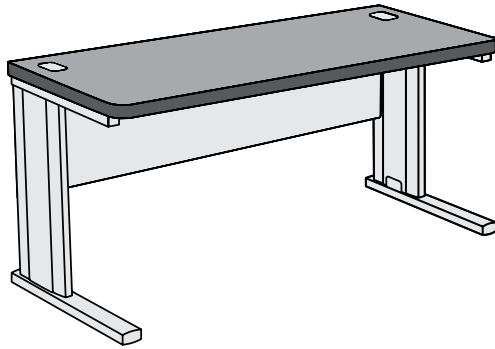
Select Edge. Wood or T-molding

Wood profiles are Roman Ogee, Oval Overlay, or Beveled Fluted. Choose Oak or Birch wood.

T-Mold Colors: Black, Blue Grey, Warm Grey and Sand

FLEXSTATION WORK SURFACES

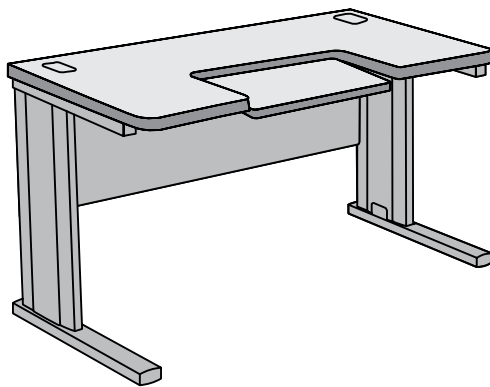
BASIC



Basic Work Surface

- Specify left transition, right transition, or standard legs

<u>D x W</u>	<u>ITEM NUMBER</u>	<u>PRICE</u>
24 x 30"	G-TB-WBW-2430WW	\$218
24 x 36"	G-TB-WBW-2436WW	\$225
24 x 42"	G-TB-WBW-2442WW	\$232
24 x 48"	G-TB-WBW-2448WW	\$239
24 x 54"	G-TB-WBW-2454WW	\$249
24 x 60"	G-TB-WBW-2460WW	\$256
24 x 72"	G-TB-WBW-2472WW	\$286
30 x 30"	G-TB-WBW-3030WW	\$228
30 x 36"	G-TB-WBW-3036WW	\$236
30 x 42"	G-TB-WBW-3042WW	\$243
30 x 48"	G-TB-WBW-3048WW	\$251
30 x 54"	G-TB-WBW-3054WW	\$262
30 x 60"	G-TB-WBW-3060WW	\$270
30 x 72"	G-TB-WBW-3072WW	\$309



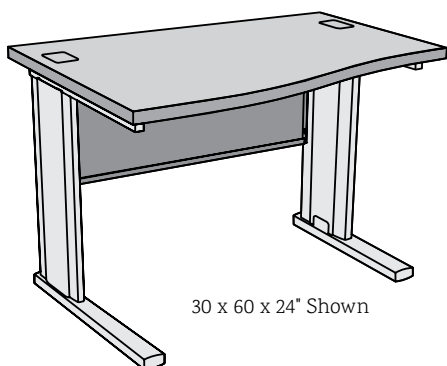
Adjustable Keyboard Pad Work Surface

- Adjustable keyboard pad right, centered (shown) or left 10" x 24"; 3" height adjustments: 1" forward extension adjustment: 15° maximum downward tilt
- Scuff plates
- When adding a pedestal, pad must be RH or LH and work surface must be at least 60" long
- Keyboard is located 5 3/4" from edge of work surface on left and right locations
- Specify left transition, right transition, or standard legs

<u>D x W</u>	<u>ITEM NUMBER</u>	<u>PRICE</u>
24 x 36"	G-TB-WAK-2436WW	\$288
24 x 42"	G-TB-WAK-2442WW	\$303
24 x 48"	G-TB-WAK-2448WW	\$319
24 x 54"	G-TB-WAK-2454WW	\$341
24 x 60"	G-TB-WAK-2460WW	\$361
24 x 72"	G-TB-WAK-2472WW	\$417
30 x 36"	G-TB-WAK-3036WW	\$295
30 x 42"	G-TB-WAK-3042WW	\$309
30 x 48"	G-TB-WAK-3048WW	\$325
30 x 54"	G-TB-WAK-3054WW	\$347
30 x 60"	G-TB-WAK-3060WW	\$367
30 x 72"	G-TB-WAK-3072WW	\$436

FLEXSTATION WORK SURFACES

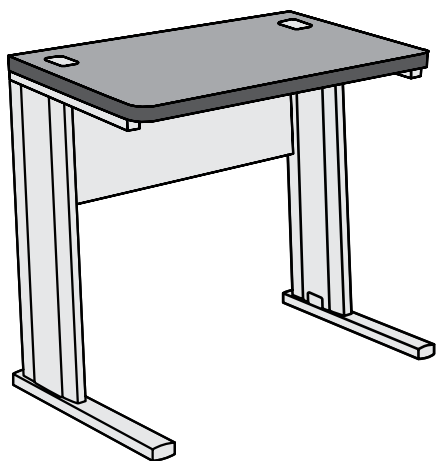
BASIC



<u>Left D x W x Right D</u>	<u>ITEM NUMBER</u>	<u>PRICE</u>
24 x 42 x 30"	G-TB-WRC-244230WW	\$241
24 x 48 x 30"	G-TB-WRC-244830WW	\$248
24 x 54 x 30"	G-TB-WRC-245430WW	\$260
24 x 60 x 30"	G-TB-WRC-246030WW	\$268
24 x 72 x 30"	G-TB-WRC-247230WW	\$292
30 x 42 x 24"	G-TB-WRC-304224WW	\$241
30 x 48 x 24"	G-TB-WRC-304824WW	\$248
30 x 54 x 24"	G-TB-WRC-305424WW	\$260
30 x 60 x 24"	G-TB-WRC-306024WW	\$268
30 x 72 x 24"	G-TB-WRC-307224WW	\$292

Curvilinear Work Surface

- Joins 24" deep work surface to 30" deep work surface
- Specify left transition, right transition, or standard legs



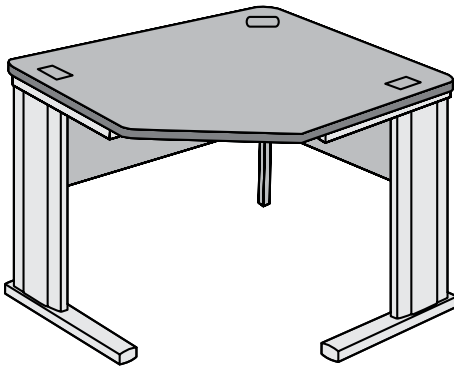
<u>D x W</u>	<u>ITEM NUMBER</u>	<u>PRICE</u>
30 x 36"	G-TB-WSU-3036WW	\$246

Stand-up Work Surface

- Available in 42" height only
- Only connects to 30" wide work surface
- Overheads cannot be mounted on any stand up work surface
- Specify left transition, right transition, or standard legs

FLEXSTATION WORK SURFACES

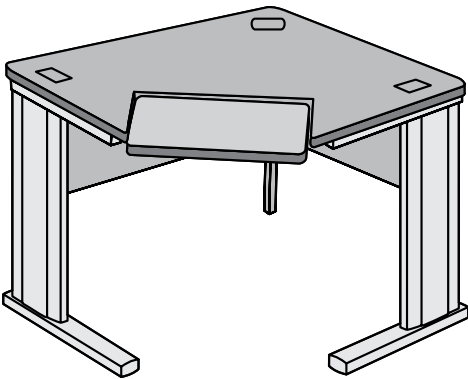
BASIC



<u>D x W-LEFT x W-RIGHT x D</u>	<u>ITEM NUMBER</u>	<u>PRICE</u>
24 x 36 x 36 x 24"	G-TB-WCS-2436WW	\$302
24 x 42 x 42 x 24"	G-TB-WCS-2442WW	\$316
24 x 48 x 48 x 24"	G-TB-WCS-2448WW	\$342
30 x 42 x 42 x 30"	G-TB-WCS-3042WW	\$321
30 x 48 x 48 x 30"	G-TB-WCS-3048WW	\$347

Stand Alone Corner Work Surface

- Corner support leg is 7/8" sq. tubular steel
- Front edge dimension is 17" on 24 x 36" and 30 x 42"; 25 1/2" on 24 x 42" and 30 x 48"; 34" on 24 x 48"
- Not available with both (TB) transitional legs
- Specify left transition, right transition, or standard legs



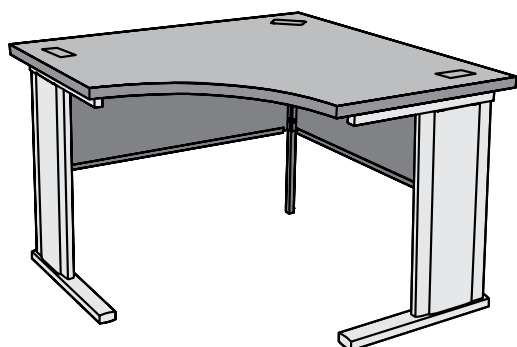
<u>D x W-LEFT x W-RIGHT x D</u>	<u>ITEM NUMBER</u>	<u>PRICE</u>
24 x 42 x 42 x 24"	G-TB-WCSK-2442WW	\$368
24 x 48 x 48 x 24"	G-TB-WCSK-2448WW	\$394
30 x 48 x 48 x 30"	G-TB-WCSK-3048WW	\$400

Stand Alone Corner Work Surface with Keyboard Pad

- Keyboard pad: 10" x 24"; 3" height adjustments:
1" forward extension adjustment: 15° maximum downward tilt
- Corner support leg is 7/8" square tubular steel
- Not available with both (TB) transitional legs
- Specify left transition, right transition, or standard legs

FLEXSTATION WORK SURFACES

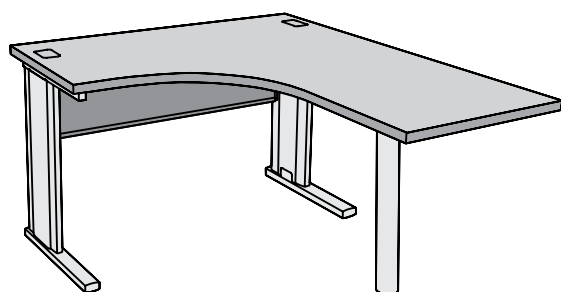
BASIC



<u>D x W-LEFT x W-RIGHT x D</u>	<u>ITEM NUMBER</u>	<u>PRICE</u>
24 x 36 x 36 x 24"	G-TB-WCC-243624WW	\$302
24 x 42 x 42 x 24"	G-TB-WCC-244224WW	\$316
24 x 48 x 48 x 24"	G-TB-WCC-244824WW	\$342
30 x 42 x 42 x 30"	G-TB-WCC-304230WW	\$321
30 x 48 x 48 x 30"	G-TB-WCC-304830WW	\$347

Stand Alone Corner Curvilinear Work Surface

- Front edge is curved
- Corner support leg is 7/8" sq. tubular steel
- Not available with both (TB) transitional legs
- Front edge is 17" on 24x36" and 30x42", 25 1/2" on 24x42" and 30x48", 34" on 24x48"
- Specify left transition, right transition, or standard legs



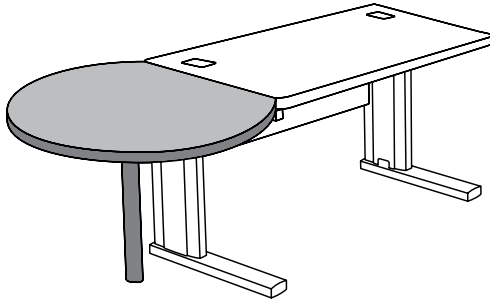
<u>D x W x D</u>	<u>ITEM NUMBER</u>	<u>PRICE</u>
24 x 48 x 60"	G-TB-WZSS-244860WW	\$320
24 x 48 x 66"	G-TB-WZSS-244866WW	\$328
24 x 48 x 72"	G-TB-WZSS-244872WW	\$335
24 x 48 x 84"	G-TB-WZSS-244884WW	\$350
30 x 48 x 66"	G-TB-WZSS-304866WW	\$333
30 x 48 x 72"	G-TB-WZSS-304872WW	\$341
30 x 48 x 84"	G-TB-WZSS-304884WW	\$355

Square Shoe Work Surface (Right Shown)

- Long surface is supported by 3" diameter metal support leg with adjustable glide
- Connects to either 24" or 30" work surface
- Includes two work surface grommets
- Concealed vertical wire management
- Scuff plates
- Includes modesty panel with 3" x 2" wire management port at top of modesty panel on 48" side
- Specify left transition, right transition, or standard legs

FLEXSTATION WORK SURFACES

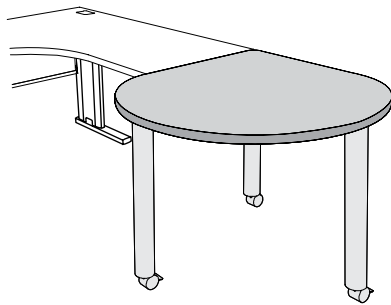
BASIC & MOBILE



<u>DIAMETER</u>	<u>ITEM NUMBER</u>	<u>PRICE</u>
36"	G-TB-WCE-36	\$129
42"	G-TB-WCE-42	\$141

Conference End Work Surface

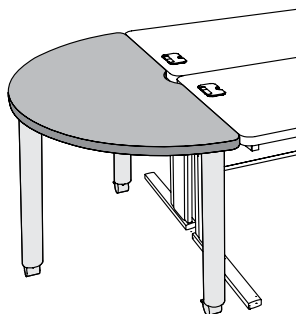
- WCE36 has a 36" diameter and connects to 24" deep work surface
- WCE42 has a 42" diameter and connects to 30" deep work surface
- 3" diameter metal support leg with adjustable glide
- Includes splice plate
- Wireway option not available
- 29" height only with or without casters



<u>D x DIAMETER</u>	<u>ITEM NUMBER</u>	<u>PRICE</u>
24 x 40"	G-TB-WMT-2440	\$209
30 x 50"	G-TB-WMT-3050	\$231

Mobile Teardrop Work Surface

- Base consists of 3" diameter metal support leg with adjustable chrome-plated glide
- Connects to end of 24" or 30" work surface
- Wireway option not available



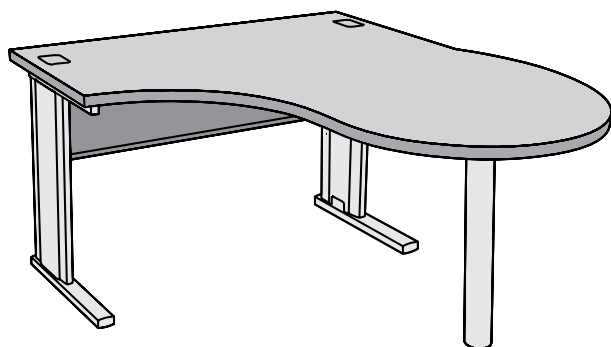
<u>D x DIAMETER</u>	<u>ITEM NUMBER</u>	<u>PRICE</u>
24 x 48"	G-TB-WMSC-48	\$205
30 x 60"	G-TB-WMSC-60	\$220

Mobile Semi-Circle Work Surface

- Aligns with end of 24" or 30" work surface
- Notched in center for wire management
- Wireway option not available
- Base consists of 3" diameter metal support leg with adjustable chrome-plated glide

FLEXSTATION WORK SURFACES

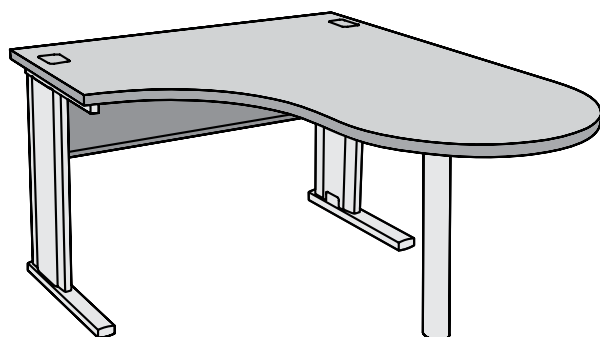
BASIC



<u>D x W x L</u>	<u>ITEM NUMBER</u>	<u>PRICE</u>
24 x 48 x 60"	G-TB-WZPT-244860WW	\$320
24 x 48 x 72"	G-TB-WZPT-244872WW	\$334
30 x 48 x 72"	G-TB-WZPT-304872WW	\$340

"P" Shaped Peninsula Work Surface (Right Shown)

- Long surface is supported by 3" diameter metal support leg with adjustable glide
- Connects to either 24" or 30" work surface
- Includes modesty panel with 3" x 2" wire management port at top of modesty panel on 48" side
- Scuff plate
- Specify left transition, right transition, or standard legs



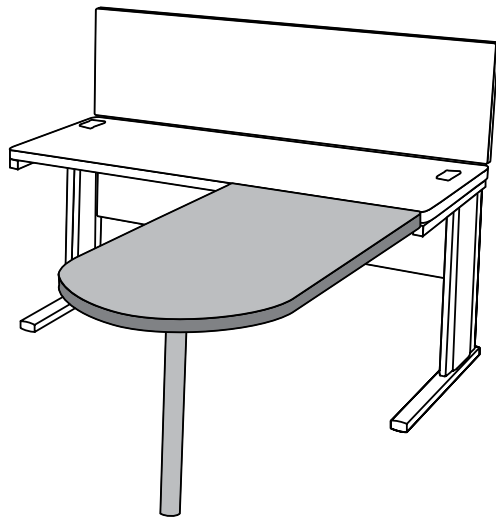
<u>D x W x L</u>	<u>ITEM NUMBER</u>	<u>PRICE</u>
24 x 48 x 60"	G-TB-WZPP-244860WW	\$321
24 x 48 x 72"	G-TB-WZPP-244872WW	\$335
30 x 48 x 72"	G-TB-WZPP-304872WW	\$340

Piano Peninsula Work Surface (Right Shown)

- Long surface is supported by 3" diameter metal support leg with adjustable glide
- Connects to either 24" or 30" work surface
- Includes two work surface grommets
- Concealed vertical wire management
- Includes modesty panel with 3" x 2" wire management port at top of modesty panel on 48" side
- Scuff plate
- Specify left transition, right transition, or standard legs

FLEXSTATION WORK SURFACES

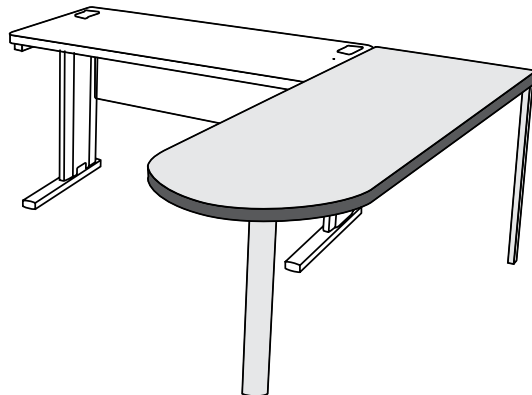
PENINSULA



<u>D x W</u>	<u>ITEM NUMBER</u>	<u>PRICE</u>
24 x 48"	G-TB-WPW-2448	\$126
24 x 60"	G-TB-WPW-2460	\$134
24 x 72"	G-TB-WPW-2472	\$142
30 x 48"	G-TB-WPW-3048	\$134
30 x 60"	G-TB-WPW-3060	\$143
30 x 72"	G-TB-WPW-3072	\$153

Peninsula End Work Surface

- 3" diameter metal support leg
- Wireway option not available



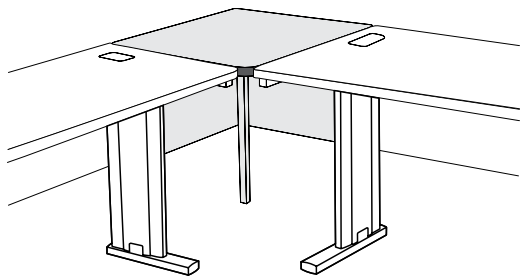
<u>D x W</u>	<u>ITEM NUMBER</u>	<u>PRICE</u>
24 x 48"	G-TB-WPW-2448-S	\$166
24 x 60"	G-TB-WPW-2460-S	\$174
24 x 72"	G-TB-WPW-2472-S	\$182
30 x 48"	G-TB-WPW-3048-S	\$174
30 x 60"	G-TB-WPW-3060-S	\$184
30 x 72"	G-TB-WPW-3072-S	\$193

Peninsula Side Mount Work Surface

- 3" diameter metal support leg
- When specifying peninsula side mount work surface a transitional leg must be ordered on the basic surface to which it will connect
- Wireway option not available
- Includes modesty panel located 1 ½" from work surface edge

FLEXSTATION WORK SURFACES

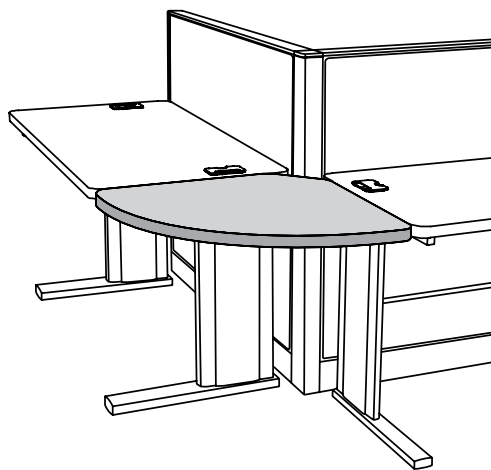
TRANSITIONAL



<u>D x W</u>	<u>ITEM NUMBER</u>	<u>PRICE</u>
24 x 24"	G-TB-WST-2424WW	\$163
24 x 30"	G-TB-WRT-2430WW	\$169
30 x 24"	G-TB-WRT-3024WW	\$169
30 x 30"	G-TB-WST-3030WW	\$175

Transitional Surface

- Full wrap modesty panel included
- For use with fixed height workstations only
- Corner support leg is 7/8" square tubular steel
- Two splice plates provided
- Wireway option connects to existing openings at top of modesty panel with metal channel



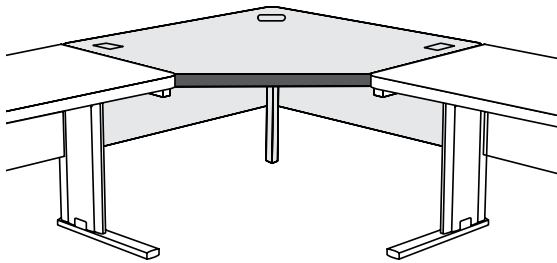
<u>D x W</u>	<u>ITEM NUMBER</u>	<u>PRICE</u>
24 x 24"	G-TB-WQR-24	\$72
30 x 30"	G-TB-WQR-30	\$81

Quarter Round Transitional Surface

- Two splice plates provided
- For use with fixed height workstations only
- For use as conferencing corner
- Wireway option not available
- Modesty panel not available
- 24" surface has radius of 26 2/3" and 30" surface has a radius of 35"

FLEXSTATION WORK SURFACES

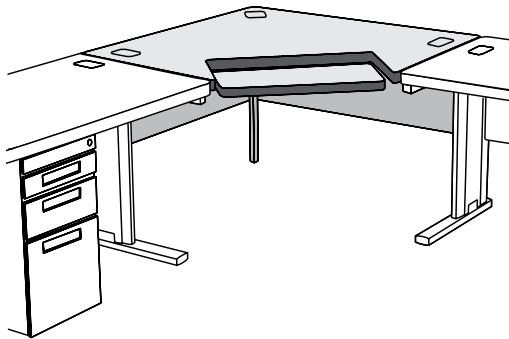
TRANSITIONAL



<u>D x W-Left x W - Right x D</u>	<u>ITEM NUMBER</u>	<u>PRICE</u>
24 x 36 x 36 x 24"	G-TB-WCT-2436WW	\$199
24 x 42 x 42 x 24"	G-TB-WCT-2442WW	\$224
24 x 48 x 48 x 24"	G-TB-WCT-2448WW	\$242
30 x 42 x 42 x 30"	G-TB-WCT-3042WW	\$224
30 x 48 x 48 x 30"	G-TB-WCT-3048WW	\$242

Corner Transitional Surface

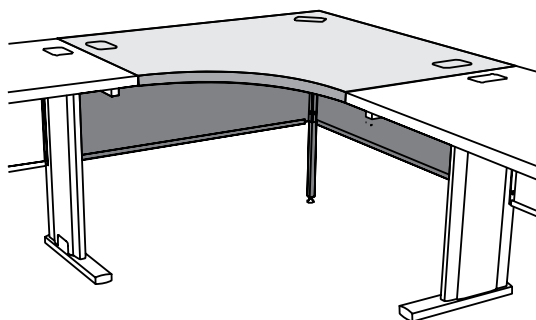
- For use with fixed height workstations only
- Corner support leg is 7/8" sq. tubular steel
- Front edge dimension is 17" on 24 x 36" and 30 x 42"; 25 1/2" on 24 x 42" and 30 x 48"; 34" on 24 x 48"
- Full wrap modesty panel included



<u>D x W-Left x W - Right x D</u>	<u>ITEM NUMBER</u>	<u>PRICE</u>
24 x 42 x 42 x 24"	G-TB-WCTK-2442CW	\$295
24 x 48 x 48 x 24"	G-TB-WCTK-2448CW	\$319
30 x 48 x 48 x 30"	G-TB-WCTK-3048CW	\$319

Corner Transitional Surface with Keyboard Pad

- Keyboard pad: 10" x 24"; 3" height adjustments: 1" forward extension adjustment: 15° maximum downward tilt
- For use with fixed height workstations only
- Corner support leg is 7/8" sq. tubular steel
- Full wrap modesty panel included



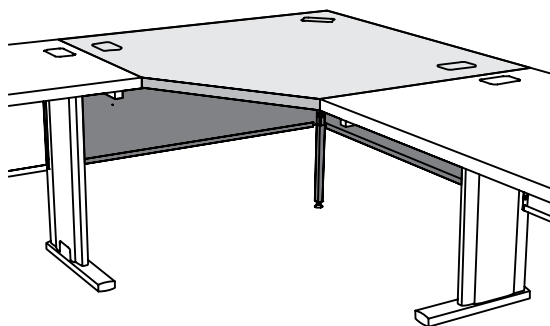
<u>D x W-Left x W - Right x D</u>	<u>ITEM NUMBER</u>	<u>PRICE</u>
24 x 36 x 36 x 24"	G-TB-WCCT-2436WW	\$199
24 x 42 x 42 x 24"	G-TB-WCCT-2442WW	\$224
24 x 48 x 48 x 24"	G-TB-WCCT-2448WW	\$241
30 x 42 x 42 x 30"	G-TB-WCCT-3042WW	\$224
30 x 48 x 48 x 30"	G-TB-WCCT-3048WW	\$242

Corner Curvilinear Transitional Surface

- For use with fixed height workstations only
- Corner support leg is 7/8" sq. tubular steel
- Curved front surface
- Full wrap modesty panel included

FLEXSTATION WORK SURFACES

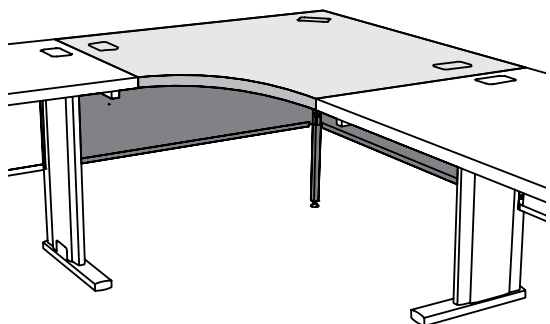
TRANSITIONAL



<u>D x W-Left x W - Right x D</u>	<u>ITEM NUMBER</u>	<u>PRICE</u>
24 x 42 x 42 x 30"	G-TB-WCT-244230WW	\$224
24 x 48 x 48 x 30"	G-TB-WCT-244830WW	\$242
30 x 42 x 42 x 24"	G-TB-WCT-304224WW	\$224
30 x 48 x 48 x 24"	G-TB-WCT-304824WW	\$242

Corner Transitional Reduction Surface

- For use with fixed height workstations only
- Corner support leg is 7/8" sq. tubular steel
- Used to join 24" and 30" deep work surfaces in corner
- Full wrap modesty panel included



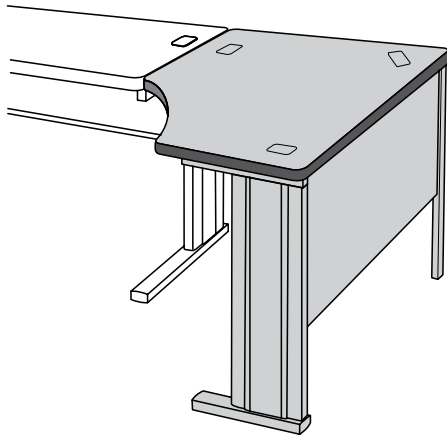
<u>D x W-Left x W - Right x D</u>	<u>ITEM NUMBER</u>	<u>PRICE</u>
24 x 42 x 42 x 30"	G-TB-WCCT-244230WW	\$224
24 x 48 x 48 x 30"	G-TB-WCCT-244830WW	\$242
30 x 42 x 42 x 24"	G-TB-WCCT-304224WW	\$224
30 x 48 x 48 x 24"	G-TB-WCCT-304824WW	\$242

Corner Curvilinear Transitional Reduction Surface

- For use with fixed height workstations only
- Corner support leg is 7/8" sq. tubular steel
- Used to join 24" and 30" work surfaces in corner
- Curved front surface
- Full wrap modesty panel included

FLEXSTATION WORK SURFACES

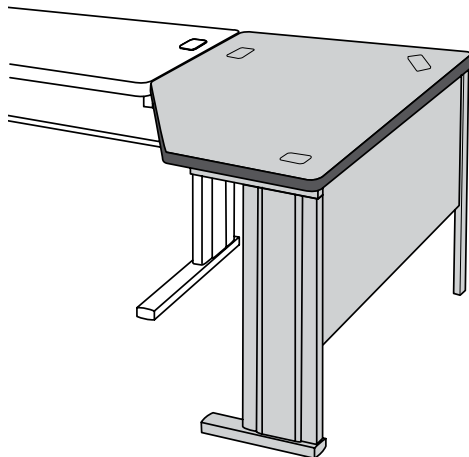
TRANSITIONAL



<u>D x W-Left x W - Right x D</u>	<u>ITEM NUMBER</u>	<u>PRICE</u>
24 x 36 x 36 x 24"	G-TB-WCCE-2436WW	\$250
24 x 42 x 42 x 24"	G-TB-WCCE-2442WW	\$270
24 x 48 x 48 x 24"	G-TB-WCCE-2448WW	\$289
30 x 42 x 42 x 30"	G-TB-WCCE-3042WW	\$270
30 x 48 x 48 x 30"	G-TB-WCCE-3048WW	\$288

End-of-Run Curvilinear Surface

- For use with fixed height workstations only
- Corner support leg is 7/8" square tubular steel
- Full wrap modesty panel included



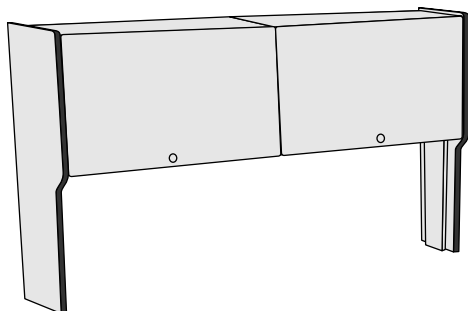
<u>D x W-Left x W - Right x D</u>	<u>ITEM NUMBER</u>	<u>PRICE</u>
24 x 36 x 36 x 24"	G-TB-WER-2436WW	\$250
24 x 42 x 42 x 24"	G-TB-WER-2442WW	\$270
24 x 48 x 48 x 24"	G-TB-WER-2448WW	\$289
30 x 42 x 42 x 30"	G-TB-WER-3042WW	\$270
30 x 48 x 48 x 30"	G-TB-WER-3048WW	\$293

End-of-Run Corner Surface

- For use with fixed height workstations only
- Corner support leg is 7/8" square tubular steel
- Full wrap modesty panel included

FLEXSTATION

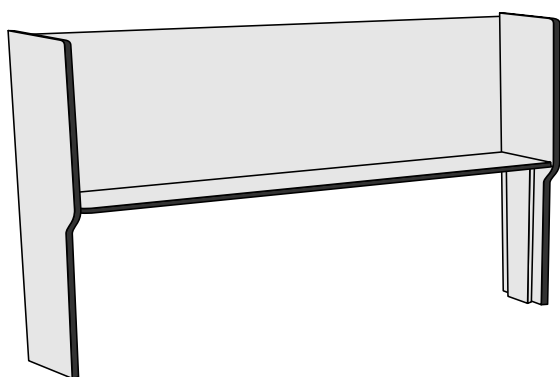
OVERHEAD



Overhead Cabinet

- Enamel finish on metal parts
- Cabinet doors have laminated surface with PVC edge
- Concealed vertical wire management
- Secured to steel legs by concealed mounting brackets
- Field installable to compatible FlexStation® work surfaces
- Key-different (standard) or key-alike (optional) to match other overheads and/or pedestals (Specify) which items need to be key-alike on order.
- For use with fixed height workstations only
- Overhead allows for 18 ½" clearance above work surface
- Overall height is 34 ¼"
- Depth is 14.5"
- Cannot be mounted on tables with casters
- Select size of overhead. Length of overhead must be identical to length of work surface
- 54", 60", 66" and 72" overheads consist of two doors

<u>DOOR W</u>	<u>ITEM NUMBER</u>	<u>PRICE</u>
30" Single Door	G-TB-WOC-30	\$266
36" Single Door	G-TB-WOC-36	\$277
42" Single Door	G-TB-WOC-42	\$287
48" Single Door	G-TB-WOC-48	\$301
Two 27" Doors	G-TB-WOC-54	\$371
Two 30" Doors	G-TB-WOC-60	\$392
Two 36" Doors	G-TB-WOC-72	\$427



Open Shelf

- Enamel finish on metal parts
- Concealed vertical wire management
- Secured to steel legs by concealed mounting brackets
- Field installable to compatible FlexStation® work surfaces
- For use with fixed height workstations only
- Overhead allows for 18 ½" clearance above work surface
- Overall height is 34 ¼"
- Depth is 14.5"
- Cannot be mounted on tables with casters
- Select size of overhead. Length of overhead must be identical to length of work surface

<u>W</u>	<u>ITEM NUMBER</u>	<u>PRICE</u>
30"	G-TB-WOS-30	\$181
36"	G-TB-WOS-36	\$187
42"	G-TB-WOS-42	\$193
48"	G-TB-WOS-48	\$199
54"	G-TB-WOS-54	\$203
60"	G-TB-WOS-60	\$207
72"	G-TB-WOS-72	\$216

TUCK LIGHTING

For under-cabinet task lighting, blending in can be the first mark of standout success. That is exactly the case for Tuck LED lighting. Its low profile design and intuitive controls mean that after installation, you may not give the fixtures a second thought.

What you will notice is the improved lighting they provide. Tuck banishes the dark corners beneath transaction counters and overhangs, turning them into well-illuminated, functional workspaces. Its LEDs emit an energizing bright white light that provide faithful color representation.

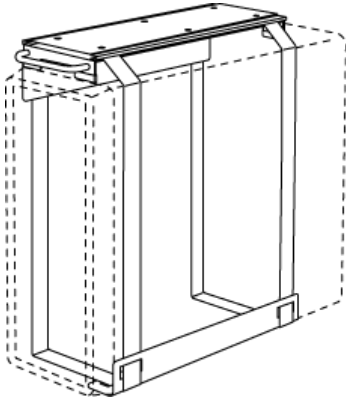
Available in 12", 17", 31", and 44" lengths. Multiple fixtures can be interlinked with purchase of adder lights to create custom or longer runs. Interlinking allows a chain of fixtures to be powered by the starter light and controlled as one. View the chart online or contact your sales representative for more information.

Tuck's on-off switch also contains a capacitive touch dimming control. Touching the control adjusts the light level continuously from 100% to 15%. Maintaining the perfect setting day after day is made easier by the last state memory feature. Energy conscious users will also appreciate an automatic shut-off feature.

<u>Item Number</u>	<u>Description</u>	<u>Price</u>
G-FR-TUCK12-DCA	12" LED Light Adder under shelf unit with 18" jumper cord	\$45
G-FR-TUCK12-DCP	12" LED Light Starter under shelf unit - 60W PS	\$86
G-FR-TUCK12-SGL	12" LED Light Single under shelf unit - 18W PS	\$68
G-FR-TUCK17-DCA	17" LED Light Adder under shelf unit with 18" jumper cord	\$51
G-FR-TUCK17-DCP	17" LED Light Starter under shelf unit - 60W PS	\$106
G-FR-TUCK17-SGL	17" LED Light Single under shelf unit - 18W PS	\$84
G-FR-TUCK31-DCA	31" LED Light Adder under shelf unit with 18" jumper cord	\$69
G-FR-TUCK31-DCP	31" LED Light Starter under shelf unit - 60W PS	\$124
G-FR-TUCK31-SGL	31" LED Light Single under shelf unit - 18W PS	\$101
G-FR-TUCK44-DCA	44" LED Light Adder under shelf unit with 18" jumper cord	\$84
G-FR-TUCK44-DCP	44" LED Light Starter under shelf unit - 60W PS	\$139
G-FR-TUCK44-SGL	44" LED Light Single under shelf unit - 18W PS	\$116



FLEXSTATION CPU SLING



Easy Cinch CPU holder

- Strap tensioning device
- Internal ratchet system provides tension to the straps
- 5 ½" of travel and swivels 360 degrees
- Maximum weight capacity 75 lbs.
- Available only in 30" deep work surfaces
- Cannot be used on adjustable work surfaces

<u>W x D</u>	<u>ITEM NUMBER</u>	<u>PRICE</u>
5 3/8 x 18"	G-TB-CPU.SLING	\$78

PRECONFIGURED LATERAL FILES

GENERAL INFORMATION

Our lateral files are designed on a 1 ½" module to provide an unparalleled degree of internal flexibility. Interior components are available 1 ½", 3", 6", 7½", 9", 10 ½", 12", 13 ½" and 15" high. These components are designed to efficiently accommodate virtually any filing and storage requirement.

Preconfigured Units

To simplify the specification process, we offer preconfigured files in the most popular sizes with the most popular internal components. These units are assembled using standard components. Lateral files can be field-retrofitted and updated by specifying componentry from the Custom-Built section of this price list.

Height

Lateral files are available in 40 standard heights. Heights include 1/8" allowance for leveling glides fully recessed.

Depth

All lateral files are 18" deep.

Width

Lateral files are available in three standard widths: 30", 36" and 42".

Drawer Dimensions

Refer to the illustrations on next page for the range of drawer sizes and the height clearance of each.

Model Numbering System

Each character in the basic model number corresponds to a specific unit feature.

CONSTRUCTION AND STANDARD FEATURES

Basic Shell

The shell is common to lateral file units. Uprights punched to accept interior components on 1 ½" centers. Uprights and top and bottom reinforcements are welded into rigid "boxframe". Constructed of 18 and 20-gauge steel. Seamless back and top with reinforced corners.

Illustrated shell heights include 1/8" for adjustable glide in recessed position.

Doors/Drawers

Drawer fronts, 20-gauge steel with full-width flush inset pull and label holder. Fronts are screw-mounted to roll-out shelves to build drawers. Roll-out shelf body, 20-gauge steel slotted on 1" or 1 ½" centers to accept dividers. Leading edge formed to provide pull; center section offset for additional strength. Shelf ends, 18-gauge steel, notched to accept hanging folder bars. Each roll-out shelf equipped with two heavy-duty, three-section, ball bearing suspensions. Components have been tested to accept loads of 125 lbs. This exceeds ANSI/BIFMA X5.2-1989 standards for lateral files.

Hinged door, 20-gauge steel, double-wall construction. Equipped with outward stop to prevent contact with adjacent cabinet and full height vertical flush inset pull.

Shelves

Blank shelf, 22-gauge steel, formed 1" thick on front and back edges. End Tab Shelf, 22-gauge steel shelf and back, 20-gauge sides. Shelf offset along width to increase strength. Slotted on 1" increments to accept plate dividers.

Lateral files meet or exceed ANSI/BIFMA X5.2-1989 standards.

Receding Door

20-gauge steel with full-width flush inset pull and label holder. Equipped with sound absorber. Doors have guiding mechanism fitted with nylon glides to prevent metal-to-metal contact and ensure effortless operation.

The diagrams on the following page identify various shelf and drawer combinations and related height clearances behind a receding door. The diagrams illustrate typical use. Additional interior options can be installed behind a receding door.

Note: Dimensions have been taken from the front raised edge of the roll-out shelf.

Accessories

Plate dividers, 18-gauge steel, notched to lock into shelf.

Folder bars, 12-gauge steel, offset to maximize strength.

Suspended binder frames are constructed of 14 to 18-gauge steel. Screw-mounted to cabinet. Can be used behind 13 ½" and 15" receding doors and hinged storage cabinets.

Adjustable Glides

Lateral files and cupboards are supplied with four adjustable glides. The glides can be adjusted from inside the cabinet using a ¼" hex socket wrench, or from outside the cabinet using a 7/8" wrench. Standard glides provide ¾" adjustment; longer glides are also available. Overall cabinet heights include the glide in its recessed position.

Locks

Locks are standard on all units. The lock is a high-security single-bit type. Units are standard with random keys in a range of 100 different numbers. Specific keying combinations are available. This information must be included with the order. Locks can be master keyed.

INSTALLATION

Caution Labels

Caution- and safety-related information is contained on a peel-off label affixed to the front of cabinet. This label is to be removed by the customer.

Caution information is also permanently affixed to the left side of the top drawer. Both labels contain important installation and loading information.

Installation Information

Complete instructions on the proper installation and use of files are provided in each file shipped.

The instructions refer to correct methods of leveling, ganging and loading.

Counterbalance weights should be installed in all single freestanding files.

Standard Paint Finishes

Storage products are chemically prepared prior to painting. This process enhances top coat bonding. Standard top coat finishes are primarily electrostatically applied powder and/or medium solids ALKYD baking enamel. Both the dry application powder coat and wet application enamel are fused and cured in a baking oven to provide a stain and scratch resistant surface.

All inside and outside shell and drawer front surfaces are painted with the same specified paint color.

Interior components and accessories are Dark Tone. Mechanical components are black chrome-plated.












Contact CSI Sales to review Paint Swatch Card for colors.

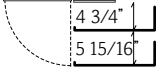
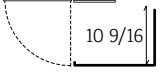
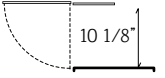
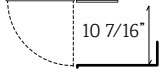
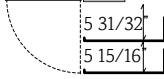
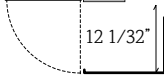
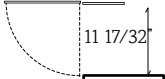
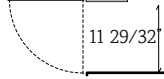
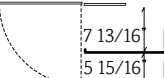
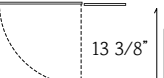
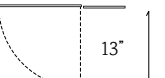
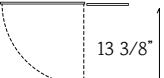
FILING CABINETS

LATERAL, VERTICAL, PEDESTAL

HANGING FILE CONFIGURATION

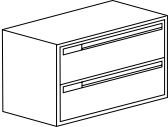
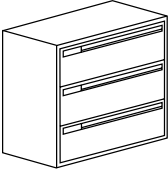
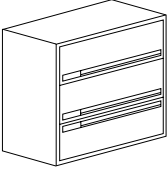
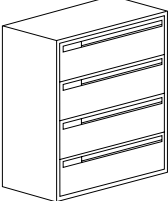
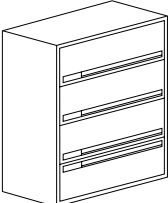
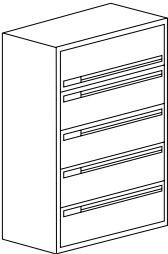
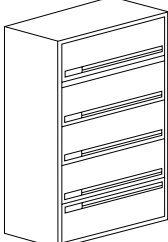
Dimensions

		30W Cabinet	36W Cabinet	42W Cabinet
Letter	side-to-side	30 	36-FBA 	42-FBA 
Letter	front-to-back	30 	36-FBC 	42-FBD 
Legal	side-to-side	30 	36-FBA 	42-FBA 
Legal	front-to-back		36-FBB 	42-FBB 

	6" Roll-out shelf Behind Receding Door	12" Roll-out shelf Behind Receding Door	Blank Shelf Behind Receding Door	End Tab Shelf Behind Receding Door	Drawer
6"					5 23/32"
9"					7 1/4"
10 1/2"					8 25/32"
12"					10 5/16"
13 1/2"					11 1/2"
15"					14 9/16"






PRECONFIGURED LATERAL FILES

DRAWER UNITS

	DESCRIPTION	ITEM NUMBER	DIMENSIONS W D H			WEIGHT	PRICE
	27" File, 2 high	G-KF-L-30240-2D	30	18	27	120	\$411
	*Two 12" drawers with	G-KF-L-36240-2D	36	18	27	130	\$428
	FBA folder bars	G-KF-L-42240-2D	42	18	27	150	\$460
	39 1/4" File, 3 high	G-KF-L-30360-3D	30	18	39 1/4"	165	\$504
	*Three 12" drawers	G-KF-L-36360-3D	36	18	39 1/4"	180	\$528
	with FBA folder bars	G-KF-L-42360-3D	42	18	39 1/4"	200	\$570
	39 1/4" File, 3 high	G-KF-L-30360-3R	30	18	39 1/4"	165	\$528
	*Two 12" receding	G-KF-L-36360-3R	36	18	39 1/4"	180	\$547
	doors/roll-out shelves	G-KF-L-42360-3R	42	18	39 1/4"	200	\$589
	with FBA folder bars						
	*One 12" drawer with FBA folder bars						
	51 1/2" File, 4 high	G-KF-L-30480-4D	30	18	51 1/2"	215	\$554
	*Four 12" drawers	G-KF-L-36480-4D	36	18	51 1/2"	230	\$582
	with FBA folder bars	G-KF-L-42480-4D	42	18	51 1/2"	250	\$635
	51 1/2" File, 4 high	G-KF-L-30480-4R	30	18	51 1/2"	215	\$591
	*Three 12" receding	G-KF-L-36480-4R	36	18	51 1/2"	230	\$611
	doors/roll-out shelves	G-KF-L-42480-4R	42	18	51 1/2"	250	\$664
	with FBA folder bars						
	*One 12" drawer with FBA folder bars						
	65 9/32" File, 5 high	G-KF-L-30615-5D	30	18	65 9/32	245	\$701
	*One 12" receding	G-KF-L-36615-5D	36	18	65 9/32	270	\$732
	door/Roll-out shelf with	G-KF-L-42615-5D	42	18	65 9/32	305	\$795
	plate dividers						
	*One 1 1/2" tie bar						
	*Four 12" drawers with FBA folder bars						
	65 9/32" File, 5 high	G-KF-L-30615-5R	30	18	65 9/32	245	\$729
	*One 12" receding	G-KF-L-36615-5R	36	18	65 9/32	270	\$752
	door/roll-out shelf	G-KF-L-42615-5R	42	18	65 9/32	305	\$815
	with plate dividers						
	*One 1 1/2" tie bar						
	*Three 12" receding doors/roll-out shelves with FBA folder bars						
	*One 12" drawer with FBA folder bars						

LATERAL FILE CABINETS

ACCESSORIES

	DESCRIPTION	ITEM NUMBER	FILING METHOD	DIMENSIONS			WEIGHT	PRICE
				W	D	H		
	Type "A" Folder Bars	G-KF-L-30FBA	Side-to-Side	30			4	\$14
	*Files one row legal	G-KF-L-36FBA	Side-to-Side	36			4	\$15
	or letter, side-to-side	G-KF-L-42FBA	Side-to-Side	42			4	\$15
	*Priced per set *Dark Tone enamel finish only *Installs in 10 1/2, 12, 13 1/2, and 15 drawers and roll-out shelves							
	Type "E" Folder Bars	G-KF-L-30FBE	Side-to-Side	30	5			\$33
	*EDP interior for	G-KF-L-36FBE	Side-to-Side	36	5			\$34
	print-outs	G-KF-L-42FBE	Side-to-Side	42	7			\$35
	*Priced per set *Files on row side-to-side *Dark Tone enamel finish only *Installs in 13 1/2 and 15 drawers and roll-out shelves *Not for installation behind 13 1/2 receding doors							
	Type "K" Folder Bars	G-KF-L-334-FBK	Front to Back				5	\$6
	*Priced per set *Legal or letter *Converts side-to-side filing to front-to-back filing *One set (two bars) required per row of filing							
	Plate Dividers	G-KF-L-334-12DV					2.4	\$11
	*For 12, 13 1/2, and 15 roll-out shelves and drawers *Not for use in 10 1/2 drawers *Dark Tone enamel finish only *Priced per package of three							
	Legal/Letter	G-KF-L-30LL					3	\$8
	Conversion	G-KF-L-36LL					3	\$9
	*Dark Tone enamel	G-KF-L-42LL					4	\$9
	finish only							
	*To be used when filing letter size folders side-to-side							

PEDESTAL

GENERAL INFORMATION

Pedestals are available in sizes and drawer combinations to suit any personal storage requirement. Freestanding and mobile units are designed to fit below most work surfaces.

Preconfigured Units: To simplify the specification process, we offer preconfigured pedestals in the most popular sizes with the most popular internal components. These units are assembled using standard components.

Height: Two pedestal styles are available. Heights include 1/8" allowance for leveling glides fully recessed. Freestanding: 22 3/8", 25 9/16" and Mobile: 24 5/8", 27 9/16".

Depth: Products are available in three standard depths: 17 5/8", 21 5/8", and 27 5/8".

Width: All products are 15" wide.

CONSTRUCTION AND STANDARD FEATURES

Basic Shell: Twenty-gauge steel body with 18 and 20-gauge steel top and box frame front and back uprights. Uprights are notched in 3" intervals for drawer for suspension mounting.

Drawers:

Fronts: Two-piece metal construction. Twenty-two gauge steel outerskin welded to 22-gauge inner liner. With full width inset pull. Drawer fronts overlap front of pedestal.

Three-inch (pencil) drawer: Single wall two-piece construction. Body 22-gauge; back 22-gauge. Operates on two-section 3/4" extension ball bearing suspension.

Six-inch (box) drawer: Single wall twopiece construction. Body 22-gauge; back 22-gauge. Operates on two-section 3/4 extension ball bearing suspension.

Twelve-inch (file) drawer: Single wall, two-piece construction. Front liner 20-gauge; body 22 gauge. Mounted on full extension slide arm suspensions.

Adjustable Glides: Free standing and floor supporting pedestals include four glides, adjustable from outside the cabinet.

Counterbalance: Counterbalance weight is standard in some mobile units and is recommended in all freestanding units.

Caster Kit: Consists of four twin-wheel hooded casters. Front two casters are locking; rear two casters are non-locking. A fifth wheel is included in some mobile units for additional stability.

Locks: Locks are standard on all units. The lock is a high-security single-bit type. Units are standard with random keys in a range of 100 different numbers. Specific keying combinations are available. This information must be included with the order.

Paint Finishes: Storage products are chemically etched prior to painting. This process enhances top coat bonding. Standard top coat finishes are primarily electrostatically applied powder and/or medium solids ALKYD baking enamel. Both the dry application powder coat and wet application enamel are fused and cured in a baking oven to provide a stain and scratch resistant surface.

All inside and outside shell and drawer front surfaces are painted with the same specified paint color.

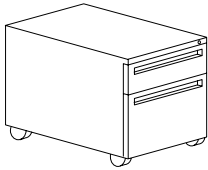
Interior components and accessories are Dark Tone. Mechanical components are black chrome-plated.

Contact CSI Sales to review Paint/Molded Plastic/Edge Swatch Card for colors.

PEDESTAL


FREESTANDING AND MOBILE

DESCRIPTION	ITEM NUMBER	FEATURE	DIMENSIONS			WEIGHT	PRICE
			W	D	H		



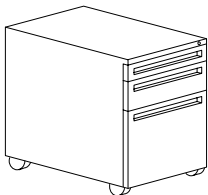
Two Drawer Pedestal

*One 6" drawer	G-KF-P1520M-BF	Mobile	15	17 5/8	21 3/4	62	\$180
*One 12" file drawer							
**Counterbalance weight or 5th caster included in mobile unit for stability.							




Two Drawer File Pedestal

*Two 12" drawers	G-KF-P1524M-FF	Mobile	15	21 5/8	27 9/16	72	\$235
**Counterbalance	G-KF-P1530M-FF	Mobile	15	27 5/8	27 9/16	85	\$240
weight and 5th	G-KF-P1524F-FF	Freestanding	15	21 5/8	25 3/16	72	\$231
caster included in	G-KF-P1530F-FF	Freestanding	15	27 5/8	25 3/16	85	\$236
mobile unit for stability.							
**Counterbalance weight standard with freestanding units.							



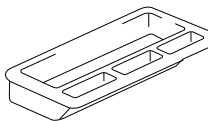
Three Drawer File Pedestal

*One 3" pencil	G-KF-P1524M-PBF	Mobile	15	21 5/8	24 5/8	62	\$219
drawer	G-KF-P1530M-PBF	Mobile	15	27 5/8	24 5/8	82	\$237
*One 6" box	G-KF-P1524F-PBF	Freestanding	15	21 5/8	22 1/4	62	\$257
drawer*	G-KF-P1530F-PBF	Freestanding	15	27 5/8	22 1/4	82	\$261
One 12" file drawer							
**5th caster included in mobile unit for stability.							
**Counterbalance weight standard with freestanding units.							



Three Drawer File Pedestal

*Two 6" box	G-KF-P1524M-BBF	Mobile	15	21 5/8	27 9/16	70	\$228
drawers	G-KF-P1530M-BBF	Mobile	15	27 5/8	27 9/16	83	\$249
*One 12" file	G-KF-P1524F-BBF	Freestanding	15	21 5/8	25 3/16	70	\$265
drawer	G-KF-P1530F-BBF	Freestanding	15	27 5/8	25 3/16	83	\$272
**5th caster included in mobile unit for stability.							
**Counterbalance weight standard with freestanding units.							



Pencil Tray

*For 3" pencil	G-KF-PPT		12	4	1	.5	\$5
and 6" box drawers							
*Black finish only							

VERTICAL FILES

GENERAL INFORMATION

Vertical files are designed in sizes to suit virtually any paper storage requirements. 11" high drawers are available in combinations of 2, 3, 4 or 5 drawers. Vertical files are available in either 15" width for letter size paper, or 18" width for legal size paper. Drawers come preconfigured with either folder bars for hanging files, or compressor followers. If both accessories are desired in one drawer, order the unit with compressor followers, and separately order one set of folder bars for file hanging for each drawer (the part number for the folder bars is G-KF-V30FB, the price is \$14.00 per set, one set per drawer is required).

View general information and standard features:

TWO DRAWER VERTICAL FILE

Two drawer, letter size with compressor followers
Two drawer, legal size with compressor followers
Two drawer, letter size with folder bars
Two drawer, legal size with folder bars

THREE DRAWER VERTICAL FILE

Three drawer, letter size with compressor followers
Three drawer, legal size with compressor followers
Three drawer, letter size with folder bars
Three drawer, legal size with folder bars

FOUR DRAWER VERTICAL FILE

Four drawer, letter size with compressor followers
Four drawer, legal size with compressor followers
Four drawer, letter size with folder bars
Four drawer, legal size with folder bars

FIVE DRAWER VERTICAL FILE

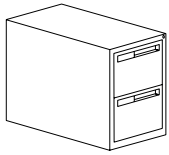
Five drawer, letter size with compressor followers
Five drawer, legal size with compressor followers
Five drawer, letter size with folder bars
Five drawer, legal size with folder bars

Contact CSI Sales to review Paint/Molded Plastic/Edge Swatch Card for colors.

VERTICAL FILES


LETTER AND LEGAL

DESCRIPTION	ITEM NUMBER	FEATURE	DIMENSIONS			PRICE
			W	D	H	



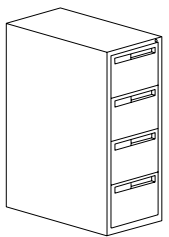
Two Drawer Vertical File

Two drawer, letter size	G-KF-V1530-2DCF	Comp Followers	15	27 5/8	25 5/8	\$366
Two drawer, legal size	G-KF-V1830-2DCF	Comp Followers	18	27 5/8	25 5/8	\$382
Two drawer, letter size	G-KF-V1530-2DFB	Folder Bars	15	27 5/8	25 5/8	\$366
Two drawer, legal size	G-KF-V1830-2DFB	Folder Bars	18	27 5/8	25 5/8	\$382



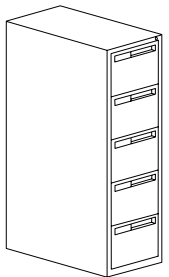
Three Drawer Vertical File

Three drawer, letter size	G-KF-V1530-3DCF	Comp Followers	15	27 5/8	36 3/4	\$479
Three drawer, legal size	G-KF-V1830-3DCF	Comp Followers	18	27 5/8	36 3/4	\$497
Three drawer, letter size	G-KF-V1530-3DFB	Folder Bars	15	27 5/8	36 3/4	\$479
Three drawer, legal size	G-KF-V1830-3DFB	Folder Bars	18	27 5/8	36 3/4	\$497



Four Drawer Vertical File

Four drawer, letter size	G-KF-V1530-4DCF	Comp Followers	15	27 5/8	47 7/8	\$598
Four drawer, legal size	G-KF-V1830-4DCF	Comp Followers	18	27 5/8	47 7/8	\$619
Four drawer, letter size	G-KF-V1530-4DFB	Folder Bars	15	27 5/8	47 7/8	\$598
Four drawer, legal size	G-KF-V1830-4DFB	Folder Bars	18	27 5/8	47 7/8	\$619



Five Drawer Vertical File

Five drawer, letter size	G-KF-V1530-5DCF	Comp Followers	15	27 5/8	59	\$711
Five drawer, legal size	G-KF-V1830-5DCF	Comp Followers	18	27 5/8	59	\$742
Five drawer, letter size	G-KF-V1530-5DFB	Folder Bars	15	27 5/8	59	\$711
Five drawer, legal size	G-KF-V1830-5DFB	Folder Bars	18	27 5/8	59	\$742

METAL BOOKCASES

GENERAL INFORMATION

Bookcases have been designed to optimally store standard three-ring binders on all shelves. Shelves are adjustable on 1" increments to accommodate other media storage needs.

The units described on the following pages are to suit the most common storage requirements.

Model Numbering System

Each character in the basic model number corresponds to a specific unit feature.

CONSTRUCTION AND STANDARD FEATURES

Basic Shell

Shells are unique to bookcases, featuring a flush inner liner. The liner is punched to accept shelf brackets on 1" increments, starting approximately 8" from the bottom of the cabinet and terminating approximately 8" from the top of the cabinet. The liners, top and bottom reinforcements are welded into a rigid box frame. The shell is constructed from 18-and 20-gauge steel, with multiple strategically located offsets to maximize strength. The back is seamless. All corners are reinforced. Illustrated shell heights include 1/8" for adjustable glide in recessed position.

Adjustable Glides

Bookcases are supplied with four adjustable glides. The glides can be adjusted from inside the bookcase using a 1/4" hex socket wrench, or from outside the bookcase using a 7/8" wrench. Standard glides provide 3/4" adjustment; longer glides are also available. Overall bookcase heights include the glide in its recessed position.

Shelves

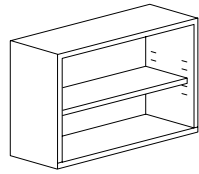
Shelves are constructed using 22-gauge steel, formed 3/4" thick on the leading and trailing edges to enhance strength.

Paint Finishes

Storage products are chemically prepared prior to painting. This process enhances top coat bonding. Standard top coat finishes are primarily electrostatically applied powder and/or medium solids ALKYD baking enamel. Both the dry application powder coat and wet application enamel are fused and cured in a baking oven to provide a stain and scratch resistant surface. All inside and outside shell and shelf surfaces are painted with the same specified paint color. Colors shown in the current swatch card are standard and are available where specifications call for painted surfaces.

Contact CSI Sales to review Paint/Molded Plastic/Edge Swatch Card for colors.

BOOKCASES



28 15/32" High

*One adjustable shelf

G-KF-B30255-12

G-KF-B36255-12

DIMENSIONS

W D H

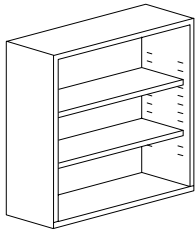
30 12 28 15/32

36 12 28 15/32

PRICE

\$217

\$223



42 5/16" High

*Two adjustable shelves

G-KF-B30390-12

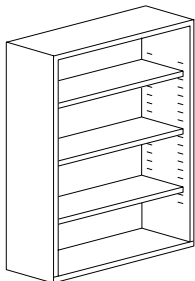
G-KF-B36390-12

30 12 42 5/16

36 12 42 5/16

\$279

\$289



54 9/16" High

*Three adjustable shelves

G-KF-B30510-12

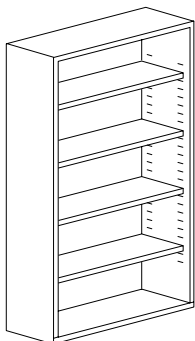
G-KF-B36510-12

30 12 54 9/16

36 12 54 9/16

\$337

\$348



66 13/16" High

*Four adjustable shelves

G-KF-B30630-12

G-KF-B36630-12

30 12 66 13/16

36 12 66 13/16

\$393

\$407

VINI FILING CABINETS

GENERAL INFORMATION

Vini® is an active and accessible storage collection designed to augment systems offerings and provide more relevant and cost-effective workstations for applications within vertical markets.

The Vini® collection includes lateral files, freestanding, and mobile pedestals. Nominal and actual dimensions are listed with each item to the nearest 1/16".

All Vini storage models meet or exceed ANSI/BIFMA X5.9-2012 standards.

CONSTRUCTION AND STANDARD FEATURES

All Vini® storage units are constructed of steel. Box and file drawers feature smooth riding, ball-bearing slides. Box drawers feature a three-quarter travel. File drawers feature a full extension. Units feature ADA-compliant nickel-plated loop pulls.

Glides

Freestanding pedestals feature non-adjustable glides which allow units to match the height of mobile units.

Locks

Locks are standard on all units. The lock is a high security, single bit type. Units are standard with random keys in a range of 100 different numbers. Specific keying combinations are available at no additional charge. This information must be included with the order. Locks can be master keyed.

All locks have removable and interchange-able cores. This feature provides for onsite custom keying. Locks can be supplied with the cores installed or shipped separately. To order cores for field installation, specify "lock cores not installed" on order.

Order must specify total quantity of specific key-numbered locks.

Example: 30 Cores

3 keyed alike

10 keyed alike

17 keyed alike

Paint

All inside and outside shell and front surfaces are electrostatically powder coated. All interior drawer bodies are painted black. Colors are listed in the Color Addendum.

Lateral Files

Lateral files are offered with 12" drawers and receding doors, in three widths: 30", 36", and 42". Refer to pricelist for standard configurations. Uprights and top and bottom reinforcements are welded into rigid boxframe. Seamless back and top feature reinforced corners.

Lateral File Adjustable Glides

Lateral files are supplied with four adjustable glides. The glides can be adjusted from inside the cabinet using a 1/4" hex socket wrench, or from outside the cabinet using a 7/8" wrench. Standard glides provide 3/4" adjustment. Overall cabinet heights include the glide in its recessed position.

Pedestals

Mobile and freestanding units are offered in box/box/file and file/file drawer configurations. Mobile units are also available in a box/file configuration. Pedestals are shipped for front-to-back letter-sized filing. Pencil tray, if desired, is specified separately. A counterbalance weight is included in file/file mobile and freestanding units for stability.

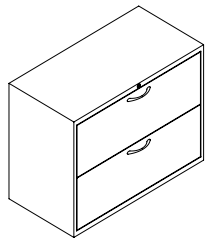
Colors shown in the current swatch card are standard and are available where specifications call for painted surfaces.

Contact CSI Sales to review Paint/Molded Plastic/Edge Swatch Card for colors.

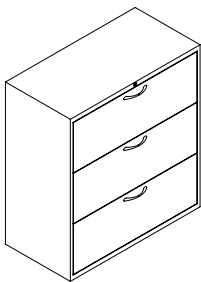
Color Options:

Black BL	Blue Grey GR
Cayenne CY	Chocolate CT
Cool Grey CG	Cottonwood CO
Flannel FN	Light Tone LG
Mardi Gras MG	Nemo NE
Nordic ND	Purple Haze PH
Rubber Ducky RK	Sand SA
Splash SH	Surf's Up SP
Ultra Blue UB	Warm Grey WG
Wet Sand WS	Zesty Lime ZL
Misty Brown MY	
Bronze Metallic ZM	
Champagne Metallic CM	
Espresso Metallic EX	
Starlight Silver	Metallic SX


VINI LATERAL



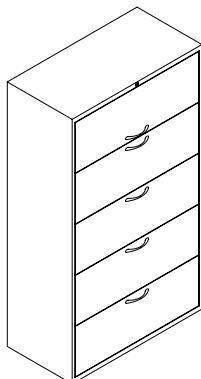
DESCRIPTION	ITEM NUMBER	DIMENSIONS			WEIGHT	PRICE
		W	D	H		
27" File, 2 High	G-KF-V302D	30	18	27	110	\$377
• Two 12" drawers with	G-KF-V362D	36	18	27	120	\$389
side by side hanging	G-KF-V422D	42	18	27	130	\$411
folder bars						
• Counterbalance Included						



39 1/4" File, 3 High	G-KF-V303D	30	18	39 1/4	140	\$457
• Three 12" drawers with	G-KF-V363D	36	18	39 1/4	155	\$473
side by side hanging	G-KF-V423D	42	18	39 1/4	170	\$503
folder bars						
• Counterbalance Included						




51 1/2" File, 4 High	G-KF-V304D	30	18	51 1/2	180	\$535
• Four 12" drawers with	G-KF-V364D	36	18	51 1/2	200	\$555
side by side hanging	G-KF-V424D	42	18	51 1/2	220	\$594
folder bars						
• Counterbalance Included						



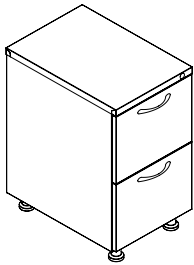
63 3/4" File, 5 High	G-KF-V305RD	30	18	63 3/4	230	\$658
• One receding door with	G-KF-V365RD	36	18	63 3/4	250	\$685
rollout shelf and three	G-KF-V425RD	42	18	63 3/4	270	\$731
plate dividers						
• Four 12" drawers with side by side hanging folder bars						
• Counterbalance Included						

VINI PEDESTAL

FREESTANDING



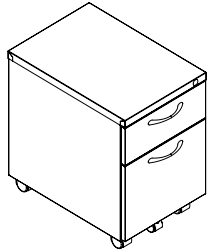
<u>DESCRIPTION</u>	<u>ITEM NUMBER</u>	<u>DIMENSIONS</u>			<u>WEIGHT</u>	<u>PRICE</u>
		W	D	H		
Pedestal - BBF	G-KF-VP1520F-BBF	15	17 5/8	27 5/8	49	\$176
• Features 2 5/8" non-adjustable glides	G-KF-VP1524F-BBF	15	21 5/8	27 5/8	51	\$189
• Two 6" box drawers						
• One 12" File drawer						
• Center Caster for stability						



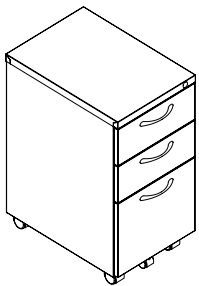
Pedestal - FF	G-KF-VP1520F-FF	15	17 5/8	27 5/8	79	\$174
• Features 2 5/8" non-adjustable glides	G-KF-VP1524F-FF	15	21 5/8	27 5/8	71	\$179
• Two 12" box drawers						
• Counterbalance Included						

VINI PEDESTAL


MOBILE



<u>DESCRIPTION</u>	<u>ITEM NUMBER</u>	<u>DIMENSIONS</u>			<u>WEIGHT</u>	<u>PRICE</u>
		W	D	H		
Pedestal - MBF	G-KF-VP1520M-BF	15	17 5/8	21 3/4	38	\$143
• One 6" box drawer	G-KF-VP1524M-BF	15	21 5/8	21 3/4	42	\$150
• One 12" File drawer						
• Center Caster for stability						




Pedestal - BBF	G-KF-VP1520M-BBF	15	17 5/8	27 5/8	49	\$167
• Two 6" box drawers	G-KF-VP1524M-BBF	15	21 5/8	27 5/8	51	\$174
• One 12" File drawer						
• Center Caster for stability						



Pedestal - FF	G-KF-VP1520M-FF	15	17 5/8	27 5/8	79	\$178
• Two 12" File drawers	G-KF-VP1524M-FF	15	21 5/8	27 5/8	71	\$183
• Counterbalance Included						

GUN ORDINANCE SIGN

CSI's Gun Ordinance Sign is our only sign to offer a 3 color gravoply. This sturdy sign is 10" H x 7.5" W and is easily identifiable.



GUN ORDINANCE SIGN		
<u>ITEM NUMBER</u>	<u>DESCRIPTION</u>	<u>PRICE</u>
G-GV-1000	10" H x 7.5" W	\$25.00

CUSTOM WALL SIGNS (NON-ADA)

CSI's Wall Signs are available in both single and double sided options. Specify color choice (see below), size (height x width) and text, including upper/lower case lettering requirements. Minimum Pricing for custom signage is \$9.25.

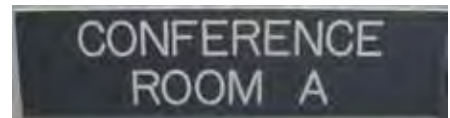
SINGLE SIDED CUSTOM SIGN

<u>ITEM NUMBER</u>	<u>DESCRIPTION</u>	<u>PRICE</u>
G-GV-3090	2" x 10" (Up To 20 Square Inches)	\$9.25
G-GV-3091	6" x 12" (21-72 Square Inches)	\$14.50
G-GV-3092	12" x 12" (73-144 Square Inches)	\$18.50
G-GV-3093	12" x 24" (145-288 Square Inches)	\$26.00



DOUBLE SIDED CUSTOM SIGN

<u>ITEM NUMBER</u>	<u>DESCRIPTION</u>	<u>PRICE</u>
G-GV-3095	2" x 10" (Up To 20 Square Inches)	\$18.50
G-GV-3096	6" x 12" (21-72 Square Inches)	\$29.00
G-GV-3097	12" x 12" (73-144 Square Inches)	\$37.00
G-GV-3098	12" x 24" (145-288 Square Inches)	\$52.00



WALL SIGN BRACKETS - FOR DOUBLE SIDED SIGNS

<u>ITEM NUMBER</u>	<u>DESCRIPTION</u>	<u>PRICE</u>
R-GR-211	2" High	\$3.50
R-GR-212	4" High	\$4.75



COLOR CHOICES FOR CUSTOM SIGNS

Background/Lettering

	<u>Color Code</u>
White/Black	S-GR-017
Walnut/White	R-GR-010
Red/White	R-GR-012
Grey/White	S-GR-021
Brown/White	S-GR-018
Blue/White	R-GR-013
Black/White	R-GR-011
Pine Green/White	S-GR-015
Burgundy/White	S-GR-030
Celestial Blue/Gold	S-GR-007
Black Onyx Granite/Bone White	S-GR-024
Brushed Aluminum/Black	S-GR-003



ADA SIGNS

ADA Pictograms are designed to be compliant with ADA regulations. ADA signage standard is white lettering on a black background. Room Name/Number signs are 4" by 8"; Pictograms are 8" by 8".

ROOM NAME/NUMBER WITH BRAILLE

<u>ITEM NUMBER</u>	<u>DESCRIPTION</u>	<u>PRICE</u>
G-GV-411	4" x 8"	\$20.00

*Specify desired text with order info.

<u>ITEM NUMBER</u>	<u>DESCRIPTION</u>	<u>PRICE</u>
G-GV-433	MEN'S RESTROOM 8" x 8"	\$23.00

<u>ITEM NUMBER</u>	<u>DESCRIPTION</u>	<u>PRICE</u>
G-GV-432	WOMEN'S RESTROOM 8" x 8"	\$23.00

<u>ITEM NUMBER</u>	<u>DESCRIPTION</u>	<u>PRICE</u>
G-GV-435	UNISEX ADA ACCESSIBLE 8" x 8"	\$23.00

<u>ITEM NUMBER</u>	<u>DESCRIPTION</u>	<u>PRICE</u>
G-GV-434	UNISEX RESTROOM 8" x 8"	\$23.00

<u>ITEM NUMBER</u>	<u>DESCRIPTION</u>	<u>PRICE</u>
G-GV-436	NO SMOKING 8" x 8"	\$23.00

<u>ITEM NUMBER</u>	<u>DESCRIPTION</u>	<u>PRICE</u>
G-GV-438	STAIRS 8" x 8"	\$23.00

<u>ITEM NUMBER</u>	<u>DESCRIPTION</u>	<u>PRICE</u>
G-GV-437	FIRE EXTINGUISHER 8" x 8"	\$23.00

<u>ITEM NUMBER</u>	<u>DESCRIPTION</u>	<u>PRICE</u>
G-GV-431	ELEVATOR 8" x 8"	\$23.00

OTHER PICTOGRAM WITH BRAILLE

<u>ITEM NUMBER</u>	<u>DESCRIPTION</u>	<u>PRICE</u>
G-GV-430	8" x 8"	\$23.00

*Specify desired text with order info.



G-GV-433



G-GV-432



G-GV-435



G-GV-434



G-GV-436




G-GV-438

Simulated representation of
available ADA signage








Don't see the ADA pictogram you need?
Call CSI at 1-800-348-7537

ROAD SIGNS

Our signs are made to be fully compliant with the Manual on Uniform Traffic Control Devices (MUTCD) regulation. Below are a few of our more common signs. Please contact a Sales Representative for a full list or further specifications.

	<u>ITEM NUMBER</u>	<u>DESCRIPTION</u>	<u>PRICE</u>
	G-RSH-R1-1-30	Stop 30" .08 thickness	\$27.90
	G-RSH-R1-1-36	Stop 36" .10 thickness	\$43.90
	G-RSH-R1-2-36-080	Yield 36" .08 thickness	\$21.00
	G-RSH-R1-2-48-100	Yield 48" .10 thickness	\$40.70
	G-RSH-R2-1-24-XX	Speed Limit 24"X30" .08 thickness	\$26.90
	G-RSH-R2-1-30-XX	Speed Limit 30"X36" .08 thickness	\$40.40
	G-RSH-R3-1-24	No Right Turn 24"X24" .08 thickness	\$21.50
	G-RSH-R3-1-36	No Right Turn 36"X36" .10 thickness	\$52.90
	G-RSH-R3-4-24	No Left Turn 24"X24" .08 thickness	\$21.50
	G-RSH-R3-4-36	No Left Turn 36"X36" .10 thickness	\$52.90
 	G-RSH-R6-1L-36	One Way Arrow (Left) 36"X12" .063 thickness	\$15.40
	G-RSH-R6-1L-54	One Way Arrow (Left) 54"X18" .08 thickness	\$36.30
	G-RSH-R6-1R-36	One Way Arrow (Right) 36"X12" .063 thickness	\$15.40
	G-RSH-R6-1R-54	One Way Arrow (Right) 54"X18" .08 thickness	\$36.30

ROAD SIGNS

	<u>ITEM NUMBER</u>	<u>DESCRIPTION</u>	<u>PRICE</u>
	G-RSH-R7-8-12	Reserved Parking (Handicapped) 12"X18" .063 thickness	\$7.70
	GRSH-R8-3-24	No Parking (Symbol) 24"X24" .08 thickness	\$21.50
	G-RSH-R7-1A-12	No Parking Anytime W/Out Arrow 12"X18" .063 thickness	\$7.70
	G-RSH-R11-2-48	Road Closed 48"X30" .10 thickness	\$58.80
	G-RSH-R11-2A-48	Bridge Out 48"X30" .10 thickness	\$58.80
	G-RSD-W1-1L-30	Horizontal Alignment (Left Turn) 30"X30" .08 thickness	\$48.70
	G-RSD-W1-1L-36	Horizontal Alignment (Left Turn) 36"X36" .10 thickness	\$74.60
	G-RSD-W1-1R-30	Horizontal Alignment (Right Turn) 30"X30" .08 thickness	\$48.70
	G-RSD-W1-1R-36	Horizontal Alignment (Right Turn) 36"X36" .10 thickness	\$74.60

ROAD SIGNS

	<u>ITEM NUMBER</u>	<u>DESCRIPTION</u>	<u>PRICE</u>
	G-RSD-W3-1-30	Stop Ahead 30"X30" .08 thickness	\$48.70
	G-RSD-W3-2-30	Yield Ahead 30"X30" .08 thickness	\$48.70
	G-RSD-W3-5-36	XX MPH Speed Zone Ahead 36"X36" .10 thickness	\$74.60
	G-RSV-S1-1-36-YG	School 36"X36" .10 thickness	\$74.60
	G-RSV-S3-1A-36-YG	School Bus Stop Ahead 36"X36" .10 thickness	\$74.60
	G-RSD-W1-8-18	Chevron Alignment 18"X24" .08 thickness	\$23.40

BUILDING SIGNS

We make exterior building signs of any size and shape at a great price and free delivery throughout Nebraska. We can design the sign for you or you can provide us your design. CSI will not install the sign or provide any posts or other materials required for the installation.

There are two types of building signs we make: Aluminum (similar to Road Signs) and AlumaCorr

Aluminum Signs are the standard road signs made from an aluminum sheet with a thickness of up to .10". Excellent choice for one-sided signs.

AlumaCorr is a great alternative to Aluminum Signs with a thickness of 0.20" (0.40" also available). Better choice for two-sided signs. It consists of aluminum sheets on both sides with a corrugated polypropylene core. It is known for its rigidity, it is light weight, resistant to scratches, will not corrode or rust and it lasts longer than aluminum signs!



METAL BENCH

CSI's metal benches are perfect for a variety of outdoor seating uses and are available in sizes from 2' to 8' in length. These metal benches are constructed out of a 10 gauge steel top and steel tubing frame and are finished with a premium powder coating that is exceptionally durable and hard-wearing.

<u>ITEM NUMBER</u>	<u>DESCRIPTION</u>	<u>PRICE</u>
G-CR-944	24"W x 19"D x 16"H	\$262
G-CR-945	48"W x 19"D x 16"H	\$310
G-CR-946	72"W x 19"D x 16"H	\$373
G-CR-947	96"W x 19"D x 16"H	\$432



BICYCLE RACK

This rack is perfect for parks, schools or any other area frequented by cyclists. Constructed from 2" x 1" steel tubing for the legs. Vertical Bars are made of ½" steel rods. Holes drilled in the feet may be used to bolt rack to the ground. Dimensions: 36" D x 61" W x 31" H. Finished with a high quality outdoor rated enamel coating that is exceptionally durable and hard-wearing.

Available in 27 color options. Powder coating for extra durability is available as an upgrade.



<u>ITEM NUMBER</u>	<u>DESCRIPTION</u>	<u>PRICE</u>
G-OTH-900L	Bicycle Rack	\$340

OUTDOOR FURNISHINGS

BENCHES, TABLES AND GRILLS

PICNIC TABLES

CSI's wooden picnic tables are made of Alkaline Copper Quaternary (ACQ) treated lumber. ACQ lumber resists rot, fungal decay, and termites. Wooden picnic tables are coated with a "Clove Brown" WEATHERSCREEN stain to protect against water damage, mildew growth, UV damage and fading.

ACQ treated lumber is generally expected to have a life expectancy of 10 to 15 years assuming retreatment of WEATHERSCREEN stain every 2 to 5 years. Recycled Plastic picnic tables are a brown 100% high-density polyethylene and formed

using a combination of post-consumer and post-industrial plastics. There are no toxic chemicals in this product. Made to withstand nature's tests!

Frames for both the wooden and recycled plastic picnic tables are made of a heavy-duty 1 ½", 12 gauge steel frame coated in an black acrylic modified enamel. Replacement kits are also available for all picnic tables. Kits come with all the hardware and planks needed.

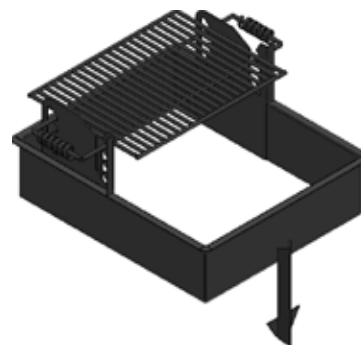
Planks are not predrilled so you can custom fit and make what was once old new again!



<u>ITEM NUMBER</u>	<u>DESCRIPTION</u>	<u>PRICE</u>
F-PC-101	Clove Brown Stained Wood Top Picnic Table; 6' Seat and Top	\$249
G-PC-106	Clove Brown Stained Wood Top Picnic Table; 8' Seat and Top	\$266
F-PC-111	Recycled Plastic Top Metal Base Base Picnic Table; 6' Seat and Top	\$468
G-PC-118	Recycled Plastic Top Metal Base Picnic Table; 8' Seat and Top	\$535
G-PC-107	Clove Brown Stained Top; Handicap Accessible Picnic Table; 6' Seat and 8' Top	\$273
G-PC-110	Recycled Plastic Top Metal Base Special Handicap Accessible Picnic Table; 6' Seat and 8' Top	\$501
G-PC-901	6' Wood Picnic Table Replacement Kit	\$81
G-PC-902	6' Recycled Plastic Picnic Table Replacement Kit	\$276
G-PC-903	8' Wood Picnic Table Replacement Kit	\$95
G-PC-904	8' Recycled Plastic Picnic Table Replacement Kit	\$335
G-PC-905	ADA Wood Picnic Table Replacement Kit	\$89
G-PC-906	ADA Recycled Picnic Table Plastic Replacement Kit	\$335

HEAVY DUTY ADJUSTABLE GROUND PARK GRILL WITH FLIP-UP GRATE

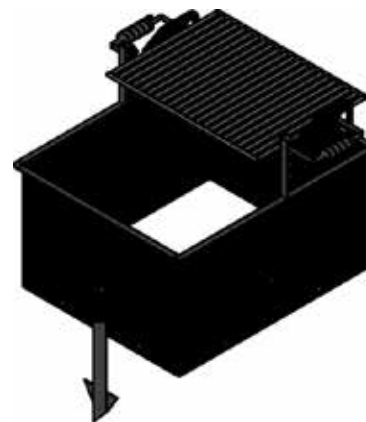
This grill is constructed of 10 gauge steel and is finished in heat resistant, non-toxic black enamel. Two heavy duty angle legs permanently anchor the unit to the ground. Unit measures 28" x 32" on the outside and 25" x 18" grate. The grate adjusts to four positions between 8" and 14", and the side heat panels add strength to the entire unit as well as acting as a heat shield for grate adjustment.



<u>ITEM NUMBER</u>	<u>DESCRIPTION</u>	<u>PRICE</u>
G-PC-151	Heavy Duty Adjustable Ground Park Grill with Flip-Up Grate	\$184

ADA ADJUSTABLE GROUND PARK GRILL WITH FLIP-UP GRATE

This grill is constructed of 10 gauge steel and is finished in heat resistant, non-toxic black enamel. Two heavy duty angle legs permanently anchor the unit to the ground. Unit measures 34 1/4" x 32" on the outside and 34" x 18" grate. The grate adjusts to four positions, and the side heat panels add strength to the entire unit as well as acting as a heat shield for grate adjustment. Overall height is 37". By filling the grill with 9" of aggregate, this allows for the minimum ADA reach distance to be achieved.



<u>ITEM NUMBER</u>	<u>DESCRIPTION</u>	<u>PRICE</u>
G-PC-152	ADA Adjustable Ground Park Grill with Flip-Up Grate	\$198

ADJUSTABLE STAND-UP OUTDOOR GRILL

Spring coil grips allow effortless adjustment of the grate while food is being prepared. Firebox is rib-reinforced and the structurally reinforced grate is virtually indestructible. Firebox measures 13.75" x 25" and is 8 ½" deep. Grill stands 40" from bottom to the bottom of the grill. Unit fully rotates for draft control and has a theft-proof base adjustment. Unit is black.

<u>ITEM NUMBER</u>	<u>DESCRIPTION</u>	<u>PRICE</u>
F-PC-104	Adjustable Stand-Up Outdoor Grill	\$159



DESK NAME PLATES

Desk name plates are 2" X 10", and come in your choice of walnut, black and blue background. When ordering please specify the formatting you desire for upper and lower case lettering. Desk name plate holders are aluminum and only available with a gold tone finish when ordered with nameplate. The silver nameplate holder can be ordered separately.



ONE LINE WITH GOLD DESK HOLDER

<u>ITEM NUMBER</u>	<u>DESCRIPTION</u>	<u>PRICE</u>
G-GV-010	Walnut	\$14.00
G-GV-011	Black	\$14.00
G-GV-013	Blue	\$14.00

ONE LINE WITHOUT DESK HOLDER

<u>ITEM NUMBER</u>	<u>DESCRIPTION</u>	<u>PRICE</u>
G-GV-030	Walnut	\$9.25
G-GV-031	Black	\$9.25
G-GV-033	Blue	\$9.25



TWO LINES WITH GOLD DESK HOLDER

<u>ITEM NUMBER</u>	<u>DESCRIPTION</u>	<u>PRICE</u>
G-GV-020	Walnut	\$14.00
G-GV-021	Black	\$14.00
G-GV-023	Blue	\$14.00

TWO LINES WITHOUT DESK HOLDER

<u>ITEM NUMBER</u>	<u>DESCRIPTION</u>	<u>PRICE</u>
G-GV-040	Walnut	\$9.25
G-GV-041	Black	\$9.25
G-GV-043	Blue	\$9.25

2" X 10" NAME PLATE HOLDER

<u>ITEM NUMBER</u>	<u>DESCRIPTION</u>	<u>PRICE</u>
R-GR-200	Gold Desktop Holder Only	\$5.50
R-GR-210	Gold Wall Mounted Holder	\$4.25
R-GR-220	Silver Desktop Holder Only	\$5.50
R-GR-230	Silver Wall Mounted Holder	\$4.25



R-GR-010
WALNUT



R-GR-011
BLACK



R-GR-013
BLUE

ENGRAVED HARDWOOD NAME PLATES

These freestanding nameplates add distinction to any desk! All are made of birch hardwood in a traditional Walnut finish. Choose engraved wood lettering (G-GV-983), an elegant gold on black engraved insert (G-GV-985), sleek “reverse engraved” smooth-to-the-touch black on gold, or the unique double-sided wood name plate.

WOODEN NAME PLATE - WOOD ENGRAVED

<u>ITEM NUMBER</u>	<u>DESCRIPTION</u>	<u>PRICE</u>
G-GV-983	Birch Wood With Walnut Stain 12" W x 3" H x 3.5" D	\$35.00



WOODEN NAME PLATE - REVERSE ENGRAVED BLACK ON GOLD

<u>ITEM NUMBER</u>	<u>DESCRIPTION</u>	<u>PRICE</u>
G-GV-984	Birch Wood With Walnut Stain 10.5" W x 2.25" H x 1.5" D	\$35.00



WOODEN NAME PLATE - GOLD ON BLACK

<u>ITEM NUMBER</u>	<u>DESCRIPTION</u>	<u>PRICE</u>
G-GV-985	Birch Wood With Walnut Stain 12" W x 3" H x 3.5" D	\$35.00



DOUBLE-SIDED WOODEN NAME PLATE

<u>ITEM NUMBER</u>	<u>DESCRIPTION</u>	<u>PRICE</u>
G-GV-986	Birch Wood With Walnut Stain 10.5" W x 2.25" H x 2.5" D 27° Angle Cut, Gravoply on Both Sides	\$35.00



LAPEL BADGES

Lapel badges come in a variety of sizes and colors. Upon ordering please specify the formatting desired for upper and lower case lettering. Lapel badges come standard with clutch bars for fastening. Safety pin catches are available but must be noted on the order.



R-GR-011
BLACK



R-GR-012
RED



R-GR-013
BLUE

LAPEL BADGE - 1/2" X 3"

<u>ITEM NUMBER</u>	<u>DESCRIPTION</u>	<u>PRICE</u>
G-GV-201	Black	\$7.25
G-GV-202	Red	\$7.25
G-GV-203	Blue	\$7.25

LAPEL BADGE - 3/4" X 3"

<u>ITEM NUMBER</u>	<u>DESCRIPTION</u>	<u>PRICE</u>
G-GV-211	Black	\$7.25
G-GV-212	Red	\$7.25
G-GV-213	Blue	\$7.25

LAPEL BADGE—1" X 3"

<u>ITEM NUMBER</u>	<u>DESCRIPTION</u>	<u>PRICE</u>
G-GV-221	Black	\$7.25
G-GV-222	Red	\$7.25
G-GV-223	Blue	\$7.25

MAGNETIC BADGES

Engraved version come in red, black and blue. Upon ordering please specify the formatting desired for upper and lower case lettering. Sticker version (G-GV-940) come with laminate overlay to keep the sticker from rubbing off or fading. Upon ordering graphics and formatting must be specified and provided. Magnetic badges are 1.25" x 3"



ENGRAVED ONE AND TWO LINE

<u>ITEM NUMBER</u>	<u>DESCRIPTION</u>	<u>PRICE</u>
G-GV-919	Red	\$8.00
G-GV-920	Black	\$8.00
G-GV-923	Blue	\$8.00



R-GR-011
BLACK



R-GR-012
RED



R-GR-013
BLUE



STICKER WITH LAMINATE OVERLAY

<u>ITEM NUMBER</u>	<u>DESCRIPTION</u>	<u>PRICE</u>
G-GV-940	Sticker with laminate overlay	\$9.70

POCKET BADGES

Pocket badges are 3" X 1.25", and come in your choice of black, red and blue. Upon ordering please specify the formatting desired for upper and lower case lettering.



R-GR-011
BLACK



R-GR-013
BLUE



R-GR-012
RED

ITEM NUMBER

G-GV-111
G-GV-112
G-GV-113

ONE LINE

DESCRIPTION

Black
Red
Blue

PRICE

\$8.00
\$8.00
\$8.00

ITEM NUMBER

G-GV-121
G-GV-122
G-GV-123
G-GV-124
G-GV-125

TWO LINES

DESCRIPTION

Black
Red
Blue
White With Red Letters
White With Black Letters

PRICE

\$8.00
\$8.00
\$8.00
\$8.00
\$8.00

ITEM NUMBER

G-GV-131
G-GV-132
G-GV-133

THREE LINES

DESCRIPTION

Black
Red
Blue

PRICE

\$8.00
\$8.00
\$8.00

ITEM NUMBER

G-GV-141
G-GV-142

FOUR LINES


DESCRIPTION

Black
Red

PRICE

\$8.00
\$8.00

PEAK AWARD



This affordable glass and wood angled top award features a rich wood base with cherry stain and thick glass which has polished edges that illuminates the laser engraving.

Overall Dimensions: 9-1/2" x 5-7/8" x 2"

Engraving Dimensions: 6-3/4" x 3-1/2" x .303

<u>ITEM NUMBER</u>	<u>DESCRIPTION</u>	<u>PRICE</u>
G-GV-583	Standing glass award	\$43.00

PRISM AWARD



This affordable glass and wood Prism Award features a rich wood base with cherry stain and thick glass which has polished edges that illuminates the laser engraving.

Overall Dimensions: 8" x 7-1/2" x 2-3/8"

Engraving Dimensions: 7-1/2" x 7-1/2" x .234

<u>ITEM NUMBER</u>	<u>DESCRIPTION</u>	<u>PRICE</u>
G-GV-6011	Octagon glass award	\$29.00

CUSTOM AWARDS


GLASS, WOOD AND MARBLE

RIPPLE AWARD

Crafted from polished clear cast acrylic, the Ripple Award, faceted at the top and sides, has a blue ripple bottom which reflects the light in a stunning fashion.

Dimensions: 4-3/4" x 7-1/2" x 1-1/4"

<u>ITEM NUMBER</u>	<u>DESCRIPTION</u>	<u>PRICE</u>
G-GV-6012	Ripple acrylic award	\$37.00



DIAMOND IMPRESS AWARD

The Diamond Impress award has rich and elegant classic looks featuring thick, 1 inch thick cast acrylic. A black base with Gold accent reflects into the facet edges of the award. The facet edges take on the colors with a glow making the white colored engraving pop with contrast and clarity.

Dimensions: 5" x 8-3/4"

Engraving Dimensions: 3-1/4" x 5"

<u>ITEM NUMBER</u>	<u>DESCRIPTION</u>	<u>PRICE</u>
G-GV-6013	Diamond acrylic award	\$39.00



ROUND GLASS COASTERS



Create a different touch in protecting your furniture from stains caused by your favorite drink and make use of our round blank coasters to simply add sophistication to your office. You can engrave your logo, dedication or other custom designs.

<u>ITEM NUMBER</u>	<u>DESCRIPTION</u>	<u>PRICE</u>
G-GV-6002	Clear round glass coaster	\$6.00 ea

SQUARE GLASS COASTERS



Use these Glass Tiles with Protective Rubber Feet for your next award or gift. No need to look further for the perfect clear glass tile. With these glass tiles, your custom engraving will make a statement and great addition to any office.

<u>ITEM NUMBER</u>	<u>DESCRIPTION</u>	<u>PRICE</u>
G-GV-6001	Clear square glass coaster	\$6.00 ea

ROUND MARBLE COASTERS

This Marble Coaster is an elegant way to personalize any gift. The Coasters are perfect for engraving company logos or recognizing special dates or awards - the jet black Marble engraves a frosty white color which has excellent contrast and wonderful detail. Fill colors can be added to engraving and color swatches are located on page 118.

Dimensions: 4" diameter x 3/8" H

<u>ITEM NUMBER</u>	<u>DESCRIPTION</u>	<u>PRICE</u>
G-GV-6004	4" round marble coaster	\$11.00 ea



SQUARE MARBLE COASTERS



A rustic marble coaster with great character and uniqueness. Custom engraving will be a nice contrasting white.

Dimensions: 4" W x 1/2" H x 4" D

<u>ITEM NUMBER</u>	<u>DESCRIPTION</u>	<u>PRICE</u>
G-GV-6003	Square marble coaster	\$6.00 ea

MARBLE BUSINESS CARD HOLDER

A great way to display your business card! The Black Marble Oval Business Card Holder engraves a frosty white color which has excellent contrast with the jet black marble. Fill colors can be added to engraving and color swatches are located on page 118.

Dimensions: 5-1/8" W x 1-1/4" H x 2" D

<u>ITEM NUMBER</u>	<u>DESCRIPTION</u>	<u>PRICE</u>
G-GV-6005	Marble card holder	\$24.00



MARBLE NAME BAR

This solid Black Marble Desk Name bar is a great addition to any desktop! The jet black marble engraves a frosty white color which has excellent contrast. Fill colors can be added to engraving.

Dimensions: 8" W x 2" H x 2" D

<u>ITEM NUMBER</u>	<u>DESCRIPTION</u>	<u>PRICE</u>
G-GV-6006	Marble name bar	\$32.00



MARBLE PEN AND PENCIL HOLDER

Ideal for a corporate gift or award, this Black Marble Pen & Pencil Holder is perfect for any occasion. The jet black marble engraves a frosty white color which has excellent contrast.

Dimensions: 2-1/2" W x 4-1/2" H x 2-1/2" D

<u>ITEM NUMBER</u>	<u>DESCRIPTION</u>	<u>PRICE</u>
G-GV-6007	Marble pen/pencil holder	\$33.00



ROUND MARBLE GIFT BOX

This Black Marble Round Gift Box is perfect for keepsakes. The jet black marble engraves a frosty white color which has excellent contrast, which is ideal for your text and logos.

Dimensions: 3" diameter x 1-7/8" H

<u>ITEM NUMBER</u>	<u>DESCRIPTION</u>	<u>PRICE</u>
G-GV-6008	Marble Round Gift Box	\$29.00



MAPLE MEMO AND PEN HOLDER



High quality maple memo and pen holders accent any desktop. These memo and pen holders are designed to hold sticky note pads and are very functional. The large engraving area looks great with agency logos and personalized recognitions.

Dimensions: 6-3/4" x 4-1/2" x 3/4"

<u>ITEM NUMBER</u>	<u>DESCRIPTION</u>	<u>PRICE</u>
G-GV-6009	Maple pen/memo holder	\$23.00

MAPLE KEEPSAKE BOX



The Maple Keepsake Box with its velvet-lined interior bottom is a charming way to keep mementos safe. Laser engraving reveals a dark brown tone for excellent contrast.

Dimensions: 6" x 4-3/8" x 2-5/8"

<u>ITEM NUMBER</u>	<u>DESCRIPTION</u>	<u>PRICE</u>
G-GV-6010	Maple keepsake box	\$27.00



WALNUT HANGING PLAQUES

Elegant Celestial Blue gravoply and custom engraved plaque. Hanging groove on the back of each style.

<u>ITEM NUMBER</u>	<u>DESCRIPTION</u>	<u>PRICE</u>
G-GV-3501	7" W x 9" H	\$28.00

WALNUT KEEPSAKE BOX



This award consists of a well crafted walnut box. The top will depict name, years of service, and choice of image. Clear stain on Walnut.

<u>ITEM NUMBER</u>	<u>DESCRIPTION</u>	<u>PRICE</u>
G-GV-577	9.5" L x 7" H x 2.25"	\$47.00



STANDING A DESK PLAQUE

Standing A Plaque constructed of oak wood with the insert engraved in your choice of designer colors (contact Sales Representative for color options). Measures 5 ½" W x 6 ½" H x 2 ½" D. Insert measures 4 ½" W x 5 ½" H. Small enough to display neatly on any desktop.

<u>ITEM NUMBER</u>	<u>DESCRIPTION</u>	<u>PRICE</u>
G-GV-568	Desk Plaque	\$34 each



NEBRASKA PLAQUE

Our traditional Nebraska Plaque in vibrant blue background, white lettering, and walnut finish with wood base for desktop display!

<u>ITEM NUMBER</u>	<u>DESCRIPTION</u>	<u>PRICE</u>
G-GV-905	10" W x 5" H	\$39.00



HANGING NEBRASKA PLAQUE

Choose an elegant cherry finish on birch hardwood, with engraving that makes your message pop, or select the warmth of natural oak with a 3" x 3" black and gold engraved insert with engraving. Hanging groove on the back of each. Suitable for all occasions. 14" W x 6 ½" H.

<u>ITEM NUMBER</u>	<u>DESCRIPTION</u>	<u>PRICE</u>
G-GV-922	Oak Nebraska Plaque	\$39.00
G-GV-921	Cherry Nebraska Plaque	\$39.00



METAL BEDS

16 gauge steel beds for your institutional needs. Available in single or double bunk, measuring 31" x 76" interior dimensions, 80.5" overall length. Colors: Vanilla Bean, Tidal Sand, Black and Standard Brown.

Double bunk unit is complete as shown. Single bunk unit is available as F-FR-710 with curved end pieces (see top of double bunk picture) or G-FR-9170 which is a single H-Frame.

To change existing bottom or top single unit(s) to double bunk, use the conversion kit (G-FR-799) to fit a top unit to a bottom, and order the corresponding top or bottom single unit. The H-frame ends (G-FR-797) will change a single top unit to a bottom H-frame unit.

<u>ITEM NUMBER</u>	<u>DESCRIPTION</u>	<u>PRICE</u>
F-FR-700	Double Bunk Unit	\$450
F-FR-710	Single Bunk Unit (Top)	\$215
G-FR-9170	Single Bunk Unit (Bottom H/Frame)	\$215
G-FR-799	Conversion Kit	\$26
G-FR-797	H Frame Ends	\$75 (pair)
G-FR-711	Bed Frame/Spring 31"x76" interior, 78" overall	\$140
G-FR-796	Bunk bed Top End	\$75 (pair)



MATTRESSES

These mattresses have a non-removable CLEARVIEW RK cover which is flame retardant, antibacterial, fluid-proof, non-allergenic, and resists stains, tears and abrasions. The core is a densified polyester and meets TB 129, 16 CFR 1632, and 16 CFR 1633 flammability standards as well as specifications set forth by ACA jail standards.

<u>ITEM NUMBER</u>	<u>DESCRIPTION</u>	<u>PRICE</u>
F-CL-807	CLEARVIEW RK Cover, AirStrand Core, 27" x 76" x 3"	\$90
F-CL-808	CLEARVIEW RK Cover, Fiber Core, 30" x 76" x 4"	\$50
G-CL-898	CLEARVIEW RK Cover, Fiber Core, custom size under 30" x 76" x 5" thick	\$50



SHEETS

54" x 100" flat, white, 50% cotton/50% polyester, 50/box. Fits Cotton Core and Clear Cotton Core Mattresses: F-CL-780 and F-CL-801.

<u>ITEM NUMBER</u>	<u>DESCRIPTION</u>	<u>PRICE</u>
F-CL-047	Sheets	\$6.15

PILLOWS



Polyester batting, and CLEARVIEW II cover.

<u>ITEM NUMBER</u>	<u>DESCRIPTION</u>	<u>PRICE</u>
F-CL-723	Pillow	\$6.60



PILLOWCASES

21" x 34", white, 50% cotton/50% polyester, 75/box.

<u>ITEM NUMBER</u>	<u>DESCRIPTION</u>	<u>PRICE</u>
F-CL-021	Pillowcases	\$2.40

LAUNDRY BAGS

100% polyester, available two sizes; small and large. Small bags measure 24" x 36" and holds approximately 2.6 cubic feet of laundry. Large bags measure 30" x 40" and hold 3.1 cubic feet of laundry. All bags come standard with rubber fastener. (Also comes in a large zipper version. Item# F-CL-82x. Specify model.)

<u>ITEM NUMBER</u>	<u>DESCRIPTION</u>	<u>PRICE</u>
F-CL-810-S	Small White Laundry Bag	\$3.40
F-CL-811-S	Small Green Laundry Bag	\$3.95
F-CL-812-S	Small Black Laundry Bag	\$3.95
F-CL-813-S	Small Orange Laundry Bag	\$3.95
F-CL-814-S	Small Yellow Laundry Bag	\$3.95
F-CL-815-S	Small Purple Laundry Bag	\$3.95
F-CL-817-S	Small Grey Laundry Bag	\$3.95
F-CL-818-S	Small Fuchsia Laundry Bag	\$3.95
F-CL-810-L	Large White Laundry Bag	\$4.40
F-CL-811-L	Large Green Laundry Bag	\$5.00
F-CL-812-L	Large Black Laundry Bag	\$5.00
F-CL-813-L	Large Orange Laundry Bag	\$5.00
F-CL-814-L	Large Yellow Laundry Bag	\$5.00
F-CL-815-L	Large Purple Laundry Bag	\$5.00
F-CL-817-L	Large Grey Laundry Bag	\$5.00
F-CL-818-L	Large Fuchsia Laundry Bag	\$5.00

COTTON WASHCLOTHS

12" x 12", white cotton, 100/box.

<u>ITEM NUMBER</u>	<u>DESCRIPTION</u>	<u>PRICE</u>
F-CL-212	Washcloths	\$0.66

BATH TOWELS

20" x 40", white, 100% cotton loops with polyester/cotton base wrap and filling yarns, 50/box.

<u>ITEM NUMBER</u>	<u>DESCRIPTION</u>	<u>PRICE</u>
F-CL-220	Bath Towels	\$2.35



HANDKERCHIEFS

14" x 14", white, 50% cotton/50% polyester, 300/box.

<u>ITEM NUMBER</u>	<u>DESCRIPTION</u>	<u>PRICE</u>
F-CL-910	Handkerchiefs	\$0.45

BIB APRON

Made of 100% combed cotton bleached fabric.

<u>ITEM NUMBER</u>	<u>DESCRIPTION</u>	<u>PRICE</u>
F-CL-900	Bib Apron	\$4.25

CANTEEN BAGS

100% polyester, white mesh with white carrying handles.

<u>ITEM NUMBER</u>	<u>DESCRIPTION</u>	<u>PRICE</u>
G-CL-700	Mesh Canteen Bag – White Handles (21.5" wide x 24" deep)	\$3.80
G-CL-702	Mesh Canteen Bag – Green Handles (21.5" wide x 24" deep)	\$3.80
G-CL-703	Mesh Canteen Bag – White Handles w/ Velcro closure (24" wide x 24" deep)	\$4.80



Canteen Bag
G-CL-703

BLANKET

Camel color, 100% SEF Modacrylic, 8.7 ounce with surged edges. Hypo-allergenic and flame retardant. Machine washable and dryable. Measures 66" x 90". Meets Flammability Standard NFPA 701.

<u>ITEM NUMBER</u>	<u>DESCRIPTION</u>	<u>PRICE</u>
F-CL-802	Blanket	\$17.50

ISOLATION BLANKET

The Isolation/Suicide Cell Blanket is constructed with the highest quality Cordura® 1000 Denier Nylon fabric. This fabric is extremely durable, 100% waterproof and self-extinguishing. It is resistant to abrasion, tears and scuffs. The core consists of non-allergenic polyester fiber. These features are all specifically selected and designed in order to meet all guidelines that are required in the corrections setting.



<u>ITEM NUMBER</u>	<u>DESCRIPTION</u>	<u>PRICE</u>
G-CL-716	84" L x 60" W - Black	\$89

STACK-A-BUNK



Stack-A-Bunk is your "no headache" answer to temporary bed requirements. Molded of high-impact, abrasion resistant polyethylene, the Stack-A-Bunk passes the California TB 133 flammability standards. The textured, impermeable surface is resistant to inmate abuse and is unaffected by approved cleaning and disinfecting procedures and materials. You can neatly stack 27 bunks in a 6 foot high area. Use this patented sleeping surface with or without a mattress and you have a ready solution to overflow problems. Use in standard cells, detox cells, suicide surveillance cells and dayrooms.

<u>ITEM NUMBER</u>	<u>SIZE</u>	<u>SLEEP SURFACE</u>	<u>COLOR</u>	<u>PRICE</u>
G-FR-B530-601	32"W x 75" L x 8" H	25" W x 68" L	Lagoon	\$225
G-FR-B530-603	32"W x 82" L x 8" H	25" W x 75" L	River Rock	\$240

CSI STEEL FOOTLOCKER

Our 16 gauge steel foot locker has over 3.5 cubic feet of interior storage. Finished with primed and heat cured enamel paint in neutral Vanilla Bean. Features for maximum durability include: interior continuous piano hinge lid, L-bent, welded handle and reinforced sides. Hasp lock accepts standard padlocks. Measures 30.375" W x 16.25" D x 12.5"H.



<u>ITEM NUMBER</u>	<u>DESCRIPTION</u>	<u>PRICE</u>
F-FR-901	Steel Foot Locker	\$60
G-FR-901	Steel Foot Locker	\$60


INTEGRA CHAIRS




INTEGRA 110

- One-piece, injection molded stacking chair.
- High-impact, fire retardant polypropylene.
- Withstands a static load test of over 400 lbs.
- Each chair weighs only 7 lbs.; stack 15 chairs in a seven foot high space.


<u>ITEM NUMBER</u>	<u>DESCRIPTION</u>	<u>PRICE</u>
G-CR-400	Integra 110 Armless Chair	\$48




Wild Berry




Meadow




Pine Cone




Mojave




Lagoon



River Rock



Canyon



Graphite



Sea Spray

CLOTHING

KHAKI PANTS - HEMMED AND UNHEMMED

7.5 ounce cotton/polyester twill, 2 reinforced pockets front and single back, bartack reinforcing on belt loops and at all pressure points, nylon zipper, packed 25 per box. Unhemmed inseam approximately 37".

<u>ITEM NUMBER</u>	<u>DESCRIPTION</u>	<u>PRICE</u>
F-CL-250-WWLL	WW = Waist Size	
F-CL-251-WW	LL = Length	
	Waist sizes 28" to 56"	\$14.50
	Waist sizes 58" to 64"	\$18.50
	Waist sizes 66" to 74"	\$19.00

WHITE PANTS - HEMMED AND UNHEMMED

7.5 ounce cotton/polyester twill, 2 reinforced pockets front and single back, bartack reinforcing on belt loops and all pressure points, nylon zipper, packed 25 per box. Unhemmed inseam is approximately 37".

<u>ITEM NUMBER</u>	<u>DESCRIPTION</u>	<u>PRICE</u>
F-CL-270-WWLL	WW = Waist Size	
F-CL-271-WW	LL = Length	
	Waist sizes 28" to 56"	\$14.50
	Waist sizes 58" to 64"	\$18.50
	Waist sizes 66" to 74"	\$19.00

GREY PANTS - UNHEMMED

7.5 ounce cotton/polyester twill, 2 reinforced pockets front and single back, bartack reinforcing on belt loops and at all pressure points, nylon zipper, packed 25 per box. Unhemmed inseam is approximately 37".

<u>ITEM NUMBER</u>	<u>DESCRIPTION</u>	<u>PRICE</u>
F-CL-291-WW	Waist Size 28" to 56"	\$14.50
WW = Waist Size	Waist Size 58" to 64"	\$18.50
	Waist Size 66" to 74"	\$19.00

DENIM JEANS - HEMMED AND UNHEMMED

12 ounce, 100% cotton denim, 2 reinforced pockets front and single back, bartack reinforcing on belt loops and all pressure points, packed 20 per box. Unhemmed inseam is approximately 37".

<u>ITEM NUMBER</u>	<u>DESCRIPTION</u>	<u>PRICE</u>
F-CL-321-WW	LL = Length	
	Waist Size 28" to 56"	\$14.50
	Waist Size 58"	\$17.20
	Waist Size 60"	\$17.45
	Waist Size 62"	\$17.70
	Waist Size 64"	\$17.99

All CSI Clothing items are priced as "Each." Except for gloves.

CLOTHING

MALE KHAKI SHIRT - SHORT SLEEVE

5 ounce cotton/polyester twill with one pocket,
packed 25 per box.

<u>ITEM NUMBER</u>	<u>DESCRIPTION</u>	<u>PRICE</u>
F-CL-260-S	Small	\$11.10
F-CL-260-M	Medium	\$11.10
F-CL-260-L	Large	\$11.10
F-CL-260-XL	X Large	\$11.10
F-CL-260-2X	2X Large	\$11.10
F-CL-260-3X	3X Large	\$11.10
F-CL-260-4X	4X Large	\$11.10
F-CL-260-5X	5X Large	\$13.90
F-CL-260-6X	6X Large	\$14.00
F-CL-260-7X	7X Large	\$18.85
F-CL-260-8X	8X Large	\$20.00
F-CL-260-9X	9X Large	\$22.00
F-CL-260-10X	10X Large	\$24.00

FEMALE KHAKI SHIRT - SHORT SLEEVE

5 ounce cotton/polyester twill with one pocket,
packed 25 per box.

<u>ITEM NUMBER</u>	<u>DESCRIPTION</u>	<u>PRICE</u>
F-CL-701-S	Small	\$9.10
F-CL-701-M	Medium	\$9.10
F-CL-701-L	Large	\$9.10
F-CL-701-XL	X Large	\$9.10
F-CL-701-2X	2X Large	\$11.10
F-CL-701-3X	3X Large	\$11.10
F-CL-701-4X	4X Large	\$11.10
F-CL-701-5X	5X Large	\$13.90
F-CL-701-6X	6X Large	\$14.00

MALE WHITE SHIRT - SHORT SLEEVE

5 ounce cotton/polyester blend with one pocket,
packed 25 per box.

<u>ITEM NUMBER</u>	<u>DESCRIPTION</u>	<u>PRICE</u>
F-CL-280-S	Small	\$11.10
F-CL-280-M	Medium	\$11.10
F-CL-280-L	Large	\$11.10
F-CL-280-XL	X Large	\$11.10
F-CL-280-2X	2X Large	\$11.10
F-CL-280-3X	3X Large	\$11.10
F-CL-280-4X	4X Large	\$11.10
F-CL-280-5X	5X Large	\$13.90
F-CL-280-6X	6X Large	\$14.00
F-CL-280-7X	7X Large	\$18.85
F-CL-280-8X	8X Large	\$20.00
F-CL-280-9X	9X Large	\$22.00
F-CL-280-10X	10X Large	\$24.00

FEMALE WHITE SHIRT - SHORT SLEEVE

5 ounce cotton/polyester blend with one pocket,
packed 25 per box.

<u>ITEM NUMBER</u>	<u>DESCRIPTION</u>	<u>PRICE</u>
F-CL-702-S	Small	\$11.10
F-CL-702-M	Medium	\$11.10
F-CL-702-L	Large	\$11.10
F-CL-702-XL	X Large	\$11.10
F-CL-702-2X	2X Large	\$11.10
F-CL-702-3X	3X Large	\$11.10
F-CL-702-4X	4X Large	\$11.10
F-CL-702-5X	5X Large	\$13.90
F-CL-702-6X	6X Large	\$14.00

All CSI Clothing items are priced as "Each." Except for gloves.

CLOTHING

MALE GREY SHIRT - SHORT SLEEVE

5 ounce cotton/polyester twill blend with one pocket, packed 25 per box.

<u>ITEM NUMBER</u>	<u>DESCRIPTION</u>	<u>PRICE</u>	<u>ITEM NUMBER</u>	<u>DESCRIPTION</u>	<u>PRICE</u>
F-CL-300-S	Small	\$11.10	F-CL-300-4X	4X Large	\$11.10
F-CL-300-M	Medium	\$11.10	F-CL-300-5X	5X Large	\$13.90
F-CL-300-L	Large	\$11.10	F-CL-300-6X	6X Large	\$14.00
F-CL-300-XL	X Large	\$11.10	F-CL-300-8X	8X Large	\$20.00
F-CL-300-2X	2X Large	\$11.10	F-CL-300-9X	9X Large	\$22.00
F-CL-300-3X	3X Large	\$11.10	F-CL-300-10X	10X Large	\$24.00

JAIL SHORTS

7.5 ounce twill, 65% polyester and 35% cotton. In stock color is orange. Other colors available upon request.

<u>ITEM NUMBER</u>	<u>DESCRIPTION</u>	<u>PRICE</u>
F-CL-709-S	Small	\$9.75
F-CL-709-M	Medium	\$9.75
F-CL-709-L	Large	\$9.75
F-CL-709-XL	X Large	\$9.75
F-CL-709-2X	2X Large	\$9.75
F-CL-709-3X	3X Large	\$11.50
F-CL-709-4X	4X Large	\$11.50
F-CL-709-5X	5X Large	\$11.50
F-CL-709-6X	6X Large	\$12.50
F-CL-709-7X	7X Large	\$13.50
F-CL-709-8X	8X Large	\$14.50

BOXER SHORTS

White, 100% cotton with elastic waist, packed 100 per box.

<u>ITEM NUMBER</u>	<u>DESCRIPTION</u>	<u>PRICE</u>
F-CL-230-S	S (30"-32" waist)	\$2.80
F-CL-230-M	M (34"-36" waist)	\$2.85
F-CL-230-L	L (38"-40" waist)	\$3.00
F-CL-230-XL	XL (42"-44" waist)	\$3.05
F-CL-230-2X	2X (46"-48" waist)	\$3.10
F-CL-230-3X	3X (50"-52" waist)	\$3.15
F-CL-230-4X	4X (54"-56" waist)	\$3.20
F-CL-230-5X	5X (58"-60" waist)	\$3.40
F-CL-230-6X	6X (62"-64" waist)	\$3.55
F-CL-230-7X	7X (66"-68" waist)	\$3.70
F-CL-230-8X	8X (70"-72" waist)	\$3.95

All CSI Clothing items are priced as "Each." Except for gloves.

CLOTHING

MALE FLANNEL SHIRT

100% cotton, 5.5 ounce; plaid with shirttail hem, packed 25 per box.

<u>ITEM NUMBER</u>	<u>DESCRIPTION</u>	<u>PRICE</u>
F-CL-620-S	Small	\$13.00
F-CL-620-M	Medium	\$13.00
F-CL-620-L	Large	\$13.00
F-CL-620-XL	X Large	\$13.00
F-CL-620-2X	2X Large	\$13.00
F-CL-620-3X	3X Large	\$13.00
F-CL-620-4X	4X Large	\$13.00
F-CL-620-5X	5X Large	\$14.55
F-CL-620-6X	6X Large	\$16.25
F-CL-620-7X	7X Large	\$17.75
F-CL-620-8X	8X Large	\$9.25

QUILTED COAT

11.5 ounce, chocolate brown, nylon-poly fill, 6" diamond-quilt pattern, two front pockets and nylon zipper; packed 5 per box.

<u>ITEM NUMBER</u>	<u>DESCRIPTION</u>	<u>PRICE</u>
F-CL-611-S	Small	\$22.00
F-CL-611-M	Medium	\$22.00
F-CL-611-L	Large	\$22.00
F-CL-611-XL	X Large	\$22.00
F-CL-611-2X	2X Large	\$22.00
F-CL-611-3X	3X Large	\$22.00
F-CL-611-4X	4X Large	\$22.00
F-CL-611-5X	5X Large	\$24.75
F-CL-611-6X	6X Large	\$27.25
F-CL-611-7X	7X Large	\$39.25
F-CL-611-8X	8X Large	\$40.75
F-CL-611-9X	9X Large	\$42.25
F-CL-611-10X	10X Large	\$47.25

HOODLESS SWEATSHIRT

7.5 ounce, light grey, cotton/polyester fleece blend, packed 10 per box.

<u>ITEM NUMBER</u>	<u>DESCRIPTION</u>	<u>PRICE</u>
F-CL-600-S	Small	\$15.00
F-CL-600-M	Medium	\$15.00
F-CL-600-L	Large	\$15.00
F-CL-600-XL	X Large	\$15.00
F-CL-600-2X	2X Large	\$15.00
F-CL-600-3X	3X Large	\$15.00
F-CL-600-4X	4X Large	\$15.00
F-CL-600-5X	5X Large	\$16.00
F-CL-600-6X	6X Large	\$17.75
F-CL-600-7X	7X Large	\$19.15
F-CL-600-8X	8X Large	\$20.90
F-CL-600-9X	9X Large	\$23.95

GREY SWEATSHIRT

9.5 ounce, light grey, cotton/polyester fleece blend.

<u>ITEM NUMBER</u>	<u>DESCRIPTION</u>	<u>PRICE</u>
F-CL-650-S	Small	\$18.00
F-CL-650-M	Medium	\$18.00
F-CL-650-L	Large	\$18.00
F-CL-650-XL	X Large	\$18.00
F-CL-650-2X	2X Large	\$18.00
F-CL-650-3X	3X Large	\$21.50
F-CL-650-4X	4X Large	\$21.50
F-CL-650-5X	5X Large	\$21.50
F-CL-650-6X	6X Large	\$21.50
F-CL-650-7X	7X Large	\$25.75
F-CL-650-8X	8X Large	\$25.75

All CSI Clothing items are priced as "Each." Except for gloves.

CLOTHING

GREY SWEATPANTS

9.5 ounce, light grey, cotton/polyester fleece blend

<u>ITEM NUMBER</u>	<u>DESCRIPTION</u>	<u>PRICE</u>
F-CL-660-S	Small	\$17.00
F-CL-660-M	Medium	\$17.00
F-CL-660-L	Large	\$17.00
F-CL-660-XL	X Large	\$17.00
F-CL-660-2X	2X Large	\$17.00
F-CL-660-3X	3X Large	\$20.25
F-CL-660-4X	4X Large	\$20.25
F-CL-660-5X	5X Large	\$20.25
F-CL-660-6X	6X Large	\$20.25
F-CL-660-7X	7X Large	\$24.50
F-CL-660-8X	8X Large	\$24.50

GREY CLASSIC SWEAT SHORT

7.5 ounce, light grey, cotton/polyester fleece blend

<u>ITEM NUMBER</u>	<u>DESCRIPTION</u>	<u>PRICE</u>
F-CL-670-S	Small	\$8.00
F-CL-670-M	Medium	\$8.00
F-CL-670-L	Large	\$8.00
F-CL-670-XL	X Large	\$8.00
F-CL-670-2X	2X Large	\$8.00
F-CL-670-3X	3X Large	\$9.00
F-CL-670-4X	4X Large	\$9.00
F-CL-670-5X	5X Large	\$9.00
F-CL-670-6X	6X Large	\$9.00
F-CL-670-7X	7X Large	\$10.00
F-CL-670-8X	8X Large	\$10.00

GREY FLEECE GLOVE

7.5 ounce, light grey, cotton/polyester fleece blend, sold per dozen.

<u>ITEM NUMBER</u>	<u>DESCRIPTION</u>	<u>PRICE</u>
F-CL-201-S	Small	\$19.80
F-CL-201-M	Medium	\$19.80
F-CL-201-L	Large	\$19.80
F-CL-201-XL	X Large	\$19.80
F-CL-201-2X	2X Large	\$19.80

All CSI Clothing items are priced as "Each." Except for gloves.

CLOTHING

SCRUBS

These Scrubs are made with quality fabric and are extremely durable. The fabric is a 7.5 oz. twill that consists of 65% polyester and 35% cotton. The waste band is reinforced. Hems and seams are lockstitched for durability. They are available in two distinct colors, orange and khaki. A great balance of comfort and durability.

All scrubs come without pockets. One patch pocket per item can be added at no additional cost. Please contact CSI Sales Department about placement of pockets.



When ordering, specify size in the following format:
F-CL-###-SIZE

Pant Size Chart

Small — 30-32	X-Large — 42-44	4X-Large — 54-56	7X-Large — 66-68
Medium — 34-36	2X-Large — 46-48	5X-Large — 58-60	8X-Large — 70-72
Large — 38-40	3X-Large — 50-52	6X-Large — 62-64	

ITEM NUMBER	DESCRIPTION	PRICE
F-CL-705-S, M, L, XL, 2X	Shirt, Orange, Scrubs	\$9.00
F-CL-705-3X, 4X, 5X	Shirt, Orange, Scrubs	\$10.50
F-CL-705-6X, 7X, 8X	Shirt, Orange, Scrubs	\$11.50
F-CL-706-S, M, L, XL, 2X	Shirt, Khaki, Scrubs	\$9.00
F-CL-706-3X, 4X, 5X	Shirt, Khaki, Scrubs	\$10.50
F-CL-706-6X, 7X, 8X	Shirt, Khaki, Scrubs	\$11.50
F-CL-707-S, M, L, XL, 2X	Pants, Orange, Scrubs	\$9.75
F-CL-707-3X, 4X, 5X	Pants, Orange, Scrubs	\$11.50
F-CL-707-6X	Pants, Orange, Scrubs	\$12.50
F-CL-707-7X	Pants, Orange, Scrubs	\$13.50
F-CL-707-8X	Pants, Orange, Scrubs	\$14.50
F-CL-708-S, M, L, XL, 2X	Pants, Khaki, Scrubs	\$9.75
F-CL-708-3X, 4X, 5X	Pants, Khaki, Scrubs	\$11.50
F-CL-708-6X	Pants, Khaki, Scrubs	\$12.50
F-CL-708-7X	Pants, Khaki, Scrubs	\$13.50
F-CL-708-8X	Pants, Khaki, Scrubs	\$14.50

All CSI Clothing items are priced as "Each." Except for gloves.

SERVICE DOG VEST

Cornhusker State Industries line of service dog vests are constructed with the highest quality materials. The safety and comfort of your canine officer is our highest priority.

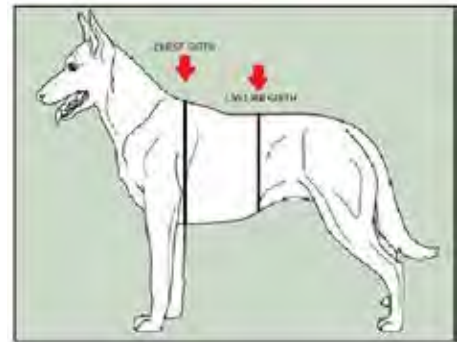
Our basic features include:

- Cordura® Coated Nylon 1000 Denier fabric and polyester netting to be extremely durable and 100% waterproof. These fabrics are exclusively selected by CSI because of their resistance to abrasion, tears and scuffs.
- Heavy duty zippers designed for vigorous use.
- 100% polymer GT Cobra® Buckles have a target load of 500lbs with no metal springs or hinges. These Cobra® Buckles are engineered to withstand the rigors of military, tactical and rescue use.
- Elastic loops on front and each side of the top for mounting tactical lights.

Loop-Fastener Vest is our standard vest with 2" Loop-fastener added to each side and the back half of the top.

Spandex® Vest is our standard vest with Spandex® added to sides to stretch with your canine's growth and movement.

Our standard vest size is 32" at chest girth and 26" last rib girth with 11" in-between bottom of chest and rib. Custom sizes are available upon request. Contact our sales department for more information.



<u>ITEM NUMBER</u>	<u>PRICE</u>
G-CL-Harness	\$225.00
G-CL-Harness1	\$225.00
G-CL-Harness2	\$225.00



LAUNDRY PRODUCTS

COMMERCIAL LAUNDRY COMPOUND

This synthetic detergent is designed specifically for use in commercial washers within institutional laundries, combining heavy-duty cleaning power and great value.

<u>ITEM NUMBER</u>	<u>DESCRIPTION</u>	<u>PRICE</u>
F-JS-120	25 lb. Carton	\$46.50

POWDERED BLEACH

Our organic bleach in a safe, convenient powder form provides constant, uniform bleaching and excellent stain removal.

<u>ITEM NUMBER</u>	<u>DESCRIPTION</u>	<u>PRICE</u>
F-JS-130	25 lb. Carton	\$50.00

LIQUID BLEACH

Our concentrated liquid sodium hypochlorite solution is designed to give you whitening on laundry whites! May be used manually or in conjunction with automated supply systems.

<u>ITEM NUMBER</u>	<u>DESCRIPTION</u>	<u>PRICE</u>
F-JS-521	5 Gallon Container	\$19.00

ALKALI LAUNDRY BUILDER

This hydroxide based alkali is designed for use with heavily soiled items. Use in conjunction with laundry detergent to achieve optimum soil removal.

<u>ITEM NUMBER</u>	<u>DESCRIPTION</u>	<u>PRICE</u>
F-JS-531	5 Gallon Container	\$22.00

LAUNDRY SOUR

This proven liquid laundry sour quickly neutralizes excess alkalinity and adjusts fabric pH, minimizing the potential for skin irritation.

<u>ITEM NUMBER</u>	<u>DESCRIPTION</u>	<u>PRICE</u>
F-JS-541	5 Gallon Container	\$34.00

LAUNDRY SOFTENER

Our highly concentrated cationic positive blend is designed to give fabrics a soft, supple hand without yellowing, leaving a clean linen scent. This formula is canola based and made from renewable resources.

<u>ITEM NUMBER</u>	<u>DESCRIPTION</u>	<u>PRICE</u>
F-JS-552	5 Gallon Container	\$28.00

LAUNDRY DETERGENT

This new and improved scent free liquid laundry detergent has tons of brightening power, but no phosphates for environmentally friendly cleaning.

<u>ITEM NUMBER</u>	<u>DESCRIPTION</u>	<u>PRICE</u>
F-JS-561	5 Gallon Container	\$44.00



JANITORIAL

LAUNDRY, FLOOR, SOAPS, CLEANERS,
DISINFECTANTS, SPECIALTY AND MORE

FLOOR CARE

TEC/LINE MIST 'N SHINE (READY TO USE)

Our ready to use spray buff polymeric treatment is suitable for hard surface floors. Enhance and maintain your floors' surface sheen in one easy step.

<u>ITEM NUMBER</u>	<u>DESCRIPTION</u>	<u>PRICE</u>
F-JS-030	12 Quarts per case (Comes with 1 trigger sprayer)	\$23.50
F-JS-031	4 - 1 Gallon per case	\$22.00

QUICK EZ GLOSS COAT

CSI's heavy-duty, self-sealing floor polish for use with conventional, high speed or ultra high speed floor machines. Ready to use, easy to apply, and 22% solids make Quick EZ Gloss Coat the ultimate in durability.

<u>ITEM NUMBER</u>	<u>DESCRIPTION</u>	<u>PRICE</u>
F-JS-435	4 - 1 Gallon per case	\$67.00

FLOOR STRIPPER

QUICK EZ STRIPPER (CONCENTRATE)

This no-rinse stripper quickly dissolves even the toughest floor finish and build up, leaving no harsh alkaline residue to block the adhesion of floor finish. May be diluted one (1) quart to one (1) gallon for average needs or may be used at a 1:1 ratio for extreme stripping needs.

<u>ITEM NUMBER</u>	<u>DESCRIPTION</u>	<u>PRICE</u>
F-JS-450	4 - 1 Gallon per case	\$32.00

CARPET CARE

CARPET CARE CLEANER (CONCENTRATE)

Our low foam concentrate cleans and deodorizes, leaving no residue to attract soil. Ideal for extractors and bonnet cleaning! Dilution rates: Two (2) ounces to one (1) gallon for extractors; four (4) ounces to one (1) gallon for shampooing and/or bonnet cleaning.

<u>ITEM NUMBER</u>	<u>DESCRIPTION</u>	<u>PRICE</u>
F-JS-210	4 - 1 Gallon per case	\$30.50

SPECIALTY FLOOR

CLEAN 'N PREP (CONCENTRATE)

Just one (1) ounce per gallon of our low foaming cleanser will clean your floors without removing polish! If you like, use at higher dilution rates for deep cleaning. Clean 'N Prep is safe for most surfaces and for use in auto scrubbers.

<u>ITEM NUMBER</u>	<u>DESCRIPTION</u>	<u>PRICE</u>
F-JS-165	4 - 1 Gallon per case	\$20.50

SWEEPING COMPOUND

This highly colored sawdust-like powder prevents dust from escaping as you sweep! A light coating of our treated material attracts and holds dust so that you can make a clean sweep of dirt and grime.

<u>ITEM NUMBER</u>	<u>DESCRIPTION</u>	<u>PRICE</u>
F-JS-900	45 lb. Container	\$26.00

SOAPS

BATH SOAP (UNWRAPPED BARS)

These three (3) ounce white bars are packed economically in cases of 200.

<u>ITEM NUMBER</u>	<u>DESCRIPTION</u>	<u>PRICE</u>
F-JS-283	200 - 3 Ounce Bars	\$52.00

SIMPLY SUDS BODY WASH

Simply Suds Body Wash, our silkiest soap yet, comes in a calming lavender colored gel with a fresh Aloe scent and is derived from renewable and sustainable natural vegetable resources. Simply Suds body wash can be used in traditional gel hand soap dispensers.

<u>ITEM NUMBER</u>	<u>DESCRIPTION</u>	<u>PRICE</u>
F-JS-304	12 Quarts per case	\$32.50
F-JS-305	4 - 1 Gallon per case	\$36.50

SIMPLY SUDS FOAMING HAND SOAP

This soap is made from the same formula as Simply Suds Body Wash but comes in a perfectly pink colored liquid for foaming hand soap dispensers. Simply Suds Foaming Hand Soap's silky lather is derived from renewable and sustainable natural vegetable resources with a fresh Aloe scent.

<u>ITEM NUMBER</u>	<u>DESCRIPTION</u>	<u>PRICE</u>
F-JS-312	4 - 1 Gallon/Case	\$36.50

CLEANERS AND DISINFECTANTS

CORNHUSKER GREEN GLASS CLEANER (CONCENTRATE)

Want noticeably cleaner glass while being earth friendly? Our glass cleaner is the product for you! Glass cleaner contains a new detergent system allowing improved cleaning and degreasing of glass. Other features include low fragrance, optimized foam level, kind to your hands, and a blue color indicator to reveal that it has been added to the bucket or spray bottle. High-tech polymeric water softeners condition the water to greatly reduce dirt redeposition. A dirt-resistant invisible coating leaves mirrors, windows, showcases, glass desk tops, windshields, chrome and other reflective surfaces clean and glistening after each use.

Suggested dilution rate: one (1) ounce per one (1) quart; four (4) ounces per one (1) gallon.

<u>ITEM NUMBER</u>	<u>DESCRIPTION</u>	<u>PRICE</u>
F-JS-652	4 - 1 Gallon per case	\$36.00

CORNHUSKER GREEN GLASS CLEANER (READY TO USE)

Same great product as the Cornhusker Green Glass Cleaner Concentrate, but pre-mixed for your convenience.

<u>ITEM NUMBER</u>	<u>DESCRIPTION</u>	<u>PRICE</u>
F-JS-653	12 Quarts per case (Comes with 1 trigger sprayer)	\$16.00

PINE-O-CLEANER (CONCENTRATE)

Our concentrated, biodegradable product cleans and deodorizes surfaces while leaving a fresh pine scent behind. Bring a breath of fresh air into your cleaning routine. Suggested dilution rate: two to four (2 to 4) ounces per one (1) gallon.

<u>ITEM NUMBER</u>	<u>DESCRIPTION</u>	<u>PRICE</u>
F-JS-075	4 - 1 Gallon per case	\$54.00
F-JS-076	5 Gallon Container	\$68.00

HOUSEHOLD CLEANER

Our chlorinated bleach-based cleaner is the "go to" solution for cleaning sinks, countertops, pots and pans, porcelain surfaces and ceramic wall/floor tile.

<u>ITEM NUMBER</u>	<u>DESCRIPTION</u>	<u>PRICE</u>
F-JS-230	24-24 Ounce Containers	\$44.00

CORNHUSKER BLAZE CLEANER DEGREASER (CONCENTRATE)

Cornhusker Blaze is our highly concentrated, high performing, one-product solution to your institutional cleaning and degreasing needs! Affordable and environmentally responsible, experience the power of purple! Suggested dilution rates: One to two (1-2) ounces per one (1) gallon for light soil applications; two to six (2-6) ounces per one (1) gallon for medium soil applications; six to twelve (6-12) ounces per one (1) gallon for heavy duty applications; and three to four (3-4) ounces per one (1) gallon for pressure washers. Avoid Contact with glass.

<u>ITEM NUMBER</u>	<u>DESCRIPTION</u>	<u>PRICE</u>
F-JS-156	4 - 1 Gallon per case	\$33.00

CORNHUSKER BLAZE CLEANER DEGREASER (READY TO USE)

Same great product as our Cornhusker Blaze concentrate, but pre-mixed for your convenience.

<u>ITEM NUMBER</u>	<u>DESCRIPTION</u>	<u>PRICE</u>
F-JS-155	12 Quarts per case (Comes with 1 trigger sprayer)	\$16.00

SPARKLE BOWL

Great for cleaning toilet bowls, urinals, vitreous surfaces, wash basins, bath tubs, shower stalls, drinking fountains, tile, porcelain, enameled surfaces, and stainless steel. Contains 25% phosphoric acid.

<u>ITEM NUMBER</u>	<u>DESCRIPTION</u>	<u>PRICE</u>
F-JS-050	12 Quarts per case (Comes with 1 bowl swab)	\$48.00
F-JS-051	4 - 1 Gallon per case	\$57.00

LIME SCALE REMOVER (READY TO USE)

CSI's Lime Scale Remover is strong but gentle! Strong enough to remove hard water deposits but gentle enough not to damage surfaces, strip finishes, or harm pipes and drains (including PVC). You'll find many uses for this product.

<u>ITEM NUMBER</u>	<u>DESCRIPTION</u>	<u>PRICE</u>
F-JS-275	12 - 1 Quart per case (Comes with 1 trigger sprayer)	\$46.00
F-JS-276	4 - 1 Gallon per case	\$52.00

SPECIALTY CHEMICAL PRODUCTS

ODOR ELIMINATOR

(CONCENTRATE AND READY TO USE)

Breathe a breath of fresh air with our new and improved Odor Eliminator. Our deodorizing formula eliminates food and residual odors in large areas - use it to treat carpets, furniture, waste disposal equipment, garbage compactors and control restroom odors. Dilution rate for concentrate is 3 to 6 ounces per quart. Leaves a fresh scent of Lavender Vanilla or Linen and Sky.

ITEM NUMBER	DESCRIPTION	PRICE
Lavender Vanilla		
Concentrate		
F-JS-061	4 - 1 Gallon per Case	\$110.00
Ready to Use		
F-JS-063	12 Quarts per Case	\$44.00
F-JS-062	4 - 1 Gallon per Case	\$45.50
LINEN & SKY		
Concentrate		
F-JS-064	4 - 1 Gallon per Case	\$110.00
Ready to Use		
F-JS-066	12 Quarts per Case	\$44.00
F-JS-065	4 - 1 Gallon per Case	\$45.50

BRILLIANT BLUE DISH SOAP

Our Brilliant Blue dish soap cleans pots, pans, utensils and dishes effectively in either hard or soft water. This sudsy lather is derived from renewable and sustainable natural vegetable resources with a fresh lemon scent and is designed to be a powerful grease cutter.

ITEM NUMBER	DESCRIPTION	PRICE
F-JS-266	4 - 1 Gallon per Case	\$56.50

DISPENSING ACCESSORIES

ITEM NUMBER	DESCRIPTION	PRICE
Foaming Soap Dispenser		
G-JS-901	Foaming Soap Dispenser	\$23.50
Graduated Pump		
F-JS-915	1/2 Ounce Pump	\$4.50
Quart Bottle		
R-BX-101	Quart Bottle	\$0.50
Trigger Sprayer		
R-BX-104	Trigger Sprayer	\$0.75
Gallon Jug		
R-BX-105	Gallon Jug	\$1.00
Johnny Mop / Bowl Swab		
R-BX-107	Johnny Mop / Bowl Swab	\$0.75

Proportioning equipment available upon request.

TEC/CIDE PLUS (CONCENTRATE)

TEC/CIDE Plus is a workhorse of a product. EPA registered, hospital-grade disinfectant and low pH quaternary ammonium germicide cleans, disinfects, and deodorizes all hard surfaces, helps control lime scale, cleans brightwork, makes an effective bowl cleaner and neutralizes and removes salt residues on flooring. If you can only choose one product make it TEC/CIDE Plus! Dilution rate is an economical one half (1/2) ounce to one (1) gallon.

ITEM NUMBER	DESCRIPTION	PRICE
F-JS-401	4 - 1 Gallon per Case	\$75.00

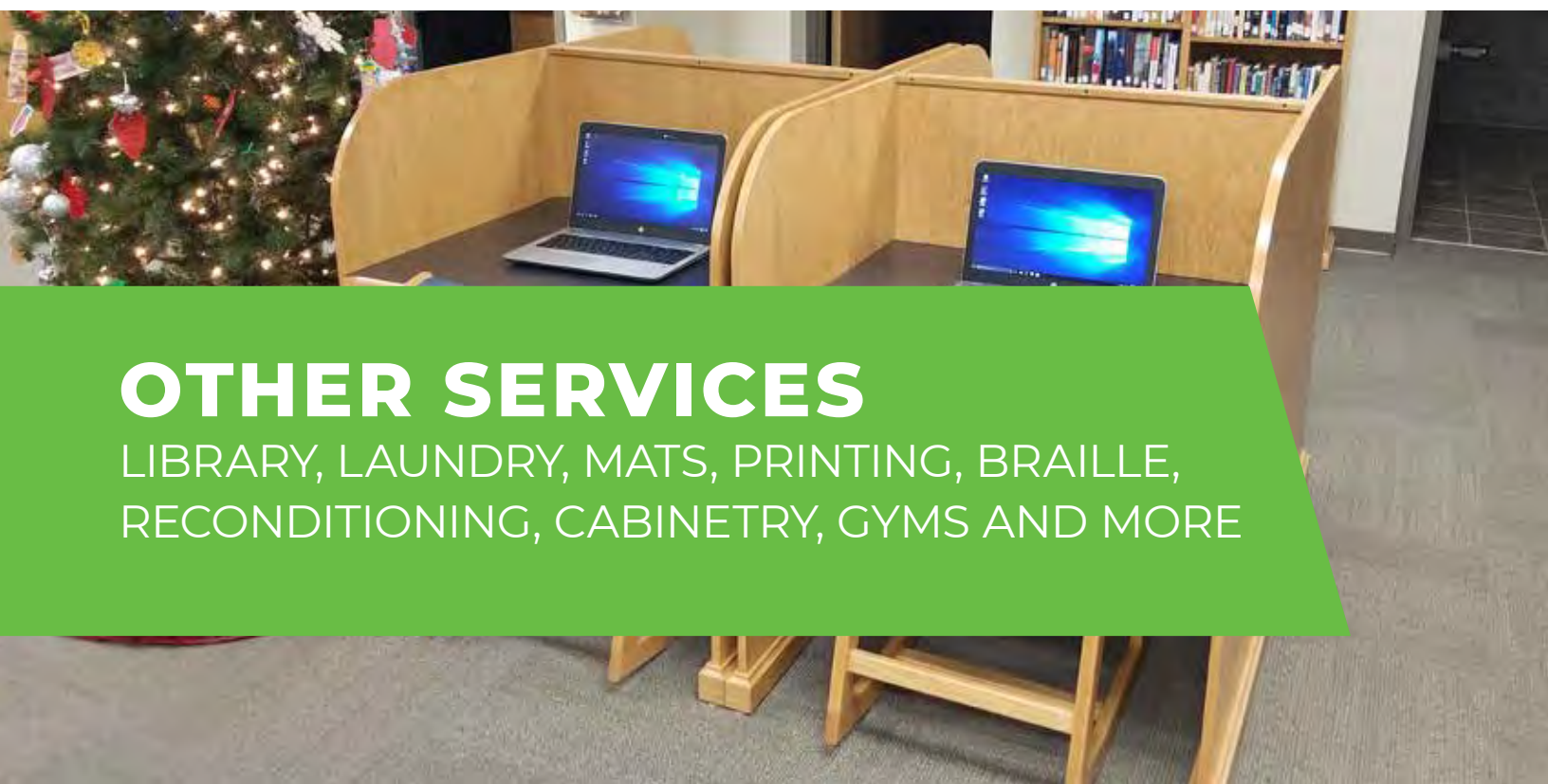

(Ready to Use)
Same great product as our TEC/CIDE Plus but pre-mixed for your convenience.

F-JS-403	12 Quarts per Case (Comes with 1 trigger sprayer)	\$15.50
----------	--	---------

LIBRARY FURNISHINGS

CSI has a wide variety of options for your library or shelving needs. Shelving, book carts, magazine racks, circulation desks and many more. All products are built to last, using quality materials and craftsmanship. No matter the quantity we will come to you and measure the area and do a layout and quote free of charge. Let us know how we can help, contact a Sales Representative today.

Wedge, Cube and Round Ottomans with your choice of fabric
 Single-sided bookcases of all sizes to place along the wall
 Double-sided bookcases of all sizes for floor display of books
 Bookcase end caps
 Corner bookcases
 Octagon-shaped bookcases with two or three adjustable shelves on four sides
 Tower bookcases for DVD or books with six adjustable shelves on four sides
 Magazine racks hold 4-6 magazines to display on each of the six flipper doors
 Book carts
 Custom circulation desks and cabinets
 Indoor and outdoor signs
 Various types and sizes of tables and chairs
 Sofas and tables
 Bicycle racks and metal benches



OTHER SERVICES

LIBRARY, LAUNDRY, MATS, PRINTING, BRAILLE,
 RECONDITIONING, CABINETRY, GYMS AND MORE



LAUNDRY OPERATIONS

CSI has contracts with county and state agencies to do their laundry, including County Hospitals, County Health Centers, Vets Homes and some higher education institutions.

CSI picks up the laundry at no cost to the customer. We wash, dry, iron and fold the laundry. We deliver it back to the customer at no cost.

Here is a non-inclusive list of laundry items: Bath towels, Bath blankets, Wash cloths, Bedspreads, Blankets, Top sheets, Fitted sheets, Pillow cases, Clothing protectors (bibs), Patient gowns, Patient pajama bottoms, Robes, Sweatshirts, Scrubs, Aprons, Lab Coats, Jumpsuits, Hot Pads, Mops for to dust, Mop-heads used for floor-scrubbing, Rags and more



csi.nebraska.gov/laundry

FLOOR MAT SERVICE

CSI offers walk off mat rental and washing services for our contract laundry customers only. This additional service can be incorporated in the routine laundry pickup and delivery schedules.

Classic Brush

Garnet	Onyx	Quartz Sand Trap
Sapphire	Topaz	

Classic Carpets

Autumn Brown	Blueberry Frost	Burgundy Berry
Stardust Grey	Dark Granite	Midnight Blue

Classic Mats

Brownstone	Cranberry	Cabot Grey	Charcoal
Emerald Green	Chocolate	Glen Green	Platinum

CSI will purchase and retain ownership of a mat inventory that is leased out to contract laundry customers. CSI will order a set of 2 mats that will be rotated, to service one facility location. More frequent pickups and deliveries can be accommodated as weather conditions dictate.

CSI will clean and inspect the leased mats during the washing process. Mats that are worn or damaged will be replaced so the facility can expect continual high quality and maintenance free service.



PRINTING

Is your office copier keeping up with your printing needs? Want to stand-out from the rest?

Our state-of-the-art digital press prints full color for a variety of printing requests. Our design team will work with you for all of your print and bindery projects. Contact the Print Shop directly at 402-479-6200 or dcs.csiprintshop@nebraska.gov for a price quote.

For years state agencies, counties, and non-profits have discovered the significant benefits from partnering with CSI. The benefits for you includes competitive pricing, high quality and dependability, design and wide selection, large production capacity.

Our skilled workers provide printing production in a variety of printing needs and services including:

PRINTING


Offset Multi-Color Printing
Letterhead
Business Cards
Envelopes
Books and Booklets
Brochures/Pamphlets
Calendar: Wall, Desk
and Pocket
Wide Format Printing
Receipt Books
Forms: 2, 3, and 4 Part
Stickers
Custom or Avery Labels

BINDERY

Assembly
Spiral Binding
Folding
Collating
Laminating
Hand Inserting
Stapling
Numbering
Scoring and Perforating

SPECIAL

Die Cutting
Engraving
Etching - Laser and Rotary
Toner refill




REUPHOLSTER, RECONDITION AND REFINISH



CSI can reupholster you old chairs, loveseats and sofas or other similar products. We recondition and refinish wood products such as pews, desks, tables, chairs or any other piece requiring such service.

Our quality workmanship and materials ensure customer satisfaction. Here is how the process works:

- Contact your CSI Sales Representative to discuss your project
- We may ask you to supply us with photos and dimensions of the item(s) to be worked on.
- If necessary we will visit you to discuss the project at no additional cost.
- If applicable, you must select the fabric from the many choices we offer.
- If applicable you must select the wood stain and/or laminate.
- The CSI Sales Representative will work with a CSI Manufacturing Engineer to provide you with the cost estimate of the project. This process does take a few days.
- We will provide you an estimated completion date.
- If agreed, CSI will schedule a pickup of the items to be worked on.
- When the work is done we will schedule a delivery date.
- CSI will pick up and delivery back (some restriction apply) at no additional cost.





CABINETRY

CSI offers custom-designed cabinetry for kitchen, bathroom, meeting room, or any room where custom design and cabinetry is needed.

Beyond the standard lower and upper cabinets needed for some spaces, we can also design display cabinets as well as storage cabinets to meet your needs. Our customers include schools, libraries, fire departments, churches and various government facilities.

We offer a free onsite custom-design service which includes:

- Visit by an experienced sales representative and a design engineer
- Discussion of the furnishings required
- Measuring the space to accurately place all furnishing in a computer design
- Discussion of the materials to be used
- Detailed drawings are produced to show 3-D views of the furnishings
- FREE delivery throughout Nebraska - visit our website to read about restrictions with cabinetry setup



csi.nebraska.gov/cabinetry

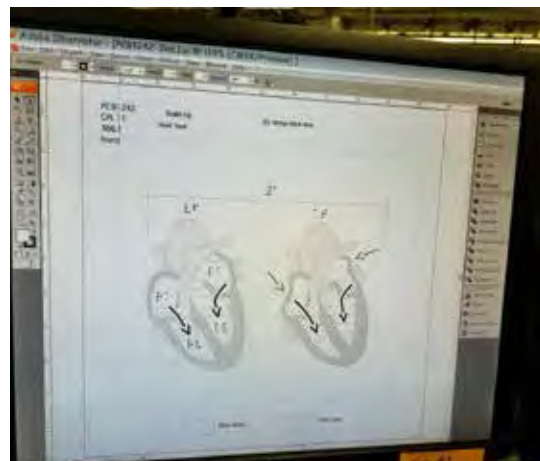
BRaille

Prose and Cons Braille serves customers across the United States.

We are recognized by the National Library of Congress as a provider of Braille and large print materials. The mission of the Prose and Cons Braille Unit is to providing quality educational materials for school systems across the country to better serve the blind and visually impaired community.

Our Braille/Large Print textbooks are listed on the American Printing House database LOUIS.

Prose and Cons has assisted men with their training and certification by the Library of Congress in Literary Braille. Currently, we have workers certified in Literary Braille, Nemeth Code, Music Braille, and an endorsement in proofreading along with a certified certificate from the NBA Formats Course.



In addition to transcription work, inmate workers also perform essential supportive tasks including the creation of tactile diagrams, thermoform production, Braille writer repair and Large Print services for math, geography, science, and any other diagram that can be feasibly recreated in a tactile format.

csi.nebraska.gov/braille

GYM AND ATHLETICS

CSI can custom design a number gym or athletic department products for schools, universities and non-profit run athletic fields.

- Custom INDOOR gymnasium padding: Wall, stage, bleacher, pole, corner, post and beam
- Custom OUTDOOR pads for stadiums and fields: Sideline, end zone, and goal post (including Memorial Stadium)
- Custom in-laid sewn designs with logos
- Reconditioning equipment
- Reupholster weight room pads
- Custom locker and training room furniture
- Couches, chairs and benches
- Signs and banners
- Acoustic panels

Pads are an important safety measure for protecting athletes from hard surfaces. CSI fabricates completely personalized wall, door, column and corner padding to ensure that the space is safer and functional, yet stunning.

We stitch everything, including the logos. CSI pads are more durable than screen printed or glued pads, which fade and fall apart.

The quality, appearance and longevity of CSI products is unparalleled and worth the investment.

Display your school pride! Let CSI design custom padding or refurbish your pads to support your branding efforts.

Materials:

- High quality vinyl durability rating passes a 1,000,000 double rubs abrasion test
- 59 color options available (visit our website)
- Up to 3" thick foam with 7/16" OSB wood backing

csi.nebraska.gov/athletics



CSI WARRANTY, TERMS, CONDITIONS AND ORDERING INFORMATION

PRICING: CSI's prices are subject to change with published notification. CSI reserves the right to correct errors or typographical mistakes.

ORDERING: CSI accepts orders via website (csi.nebraska.gov), fax (402-471-1236), and U.S. Mail (CSI, 800 Pioneers Blvd., Lincoln, NE 68502). Include complete billing and shipping information, contact name & phone, and purchase order/reference number. If you have any questions about placing an order, please contact us at 800-348-7537. CSI requires customer signature on custom designs and/or special orders.

PAYMENT: Remit all payments to CSI Accounts Receivable, P.O. Box 94661, Lincoln, NE 68509-4661 within thirty (30) days (Net 30) of receipt of invoice.

DELIVERY: CSI prices include delivery and set up throughout Nebraska. Deliveries are scheduled on a routine basis by the CSI Warehouse. Please make prior arrangements with CSI Warehouse to schedule moving, removal, and/or disposal of old furniture, for which separate fees may be charged. CSI will not attach items to owner's walls.

STORAGE FEES/MOVING FEES: For orders left undelivered, CSI reserves the right to charge storage at a minimum rate of 2% of the total order per month. The CSI Warehouse can provide moving services. Contact CSI for hourly rates and mileage charges.

BACK ORDERS, SHORTAGES, & RETURNS: For shortages or damage noticed during delivery, please note on the shipping document or report to CSI as soon as possible. Returns for defects in materials and/or workmanship (based on CSI inspection) will be accepted during the warranty period. Please contact CSI Customer Service (800-348-7537) to request authorization for returns. Returns based on anything other than product deficiencies are subject to a minimum 25% restocking fee. Custom orders are returnable only for defects in workmanship, materials, or CSI error.

WARRANTY INFORMATION: Providing quality goods and service is CSI's mission and customer satisfaction is a priority. All requests for warranty repair will be determined by CSI. Warranty claims must be submitted to CSI in writing within the warranty period with the sales order number, item description, production order number, or date of receipt. Claims will only be honored for the original purchaser of the goods. The original warranty period of any item will not be extended by repair or replacement; warranty may be voided if the product was not used or installed as recommended; and warranties will not be honored in the event of modifications, misuse, abuse, alterations, or negligence by the owner. Contact CSI at 800-348-7537 or <https://csi.nebraska.gov/contact/request-warranty-repair> to report a warranty issue.

Wood furniture, including wood frame chairs, loveseats, and sofas, manufactured by CSI carries a five (5) year warranty (excluding fabric) against defects in workmanship and materials, unless purchased from CSI's Special Offer area, or unless otherwise noted on the Quotation, Sales Form, or Customer Acknowledgment.

CSI offers no warranty on textiles or fabrics beyond what is offered by the vendor to CSI. Typically, this is a one (1) year period relating only to manufacturer's defects.

All refinished, refurbished, or re-upholstered items carry a thirty (30) day warranty from delivery date.

See the chair section for specific warranty information on chair models and lines. Chair casters carry a one (1) year warranty from date of receipt. CSI office chairs have typically been tested to "applicable ANSI/BIFMA standards," and are designed for standard office use by occupants weighing up to 300 pounds, used during one shift. CSI offers a model designed for bariatric use with weight limits of 500 pounds, in addition to models designated suitable for "24/7" multi-shift usage. If you have questions about the suitability of a model for intensive and/or institutional use, we're happy to discuss your needs.

Institutional furniture is covered by warranty for the period offered to CSI by the vendor only.

Clothing, dry goods, janitorial products, signs, name badges, awards and other consumable products shall be free of flaws and defects at the time of delivery and prior to use.

File cabinets have a five (5) year warranty for frame and structural integrity only.

Student desks manufactured by CSI carry a two (2) year frame warranty. Student desk tops and seat backs shall be free of defects in workmanship and materials at the time of delivery and prior to use.

Modular furniture, panel systems, and CSI-manufactured folding tables have a two (2) year warranty for framework and structural integrity.

View Tier 1 and Tier 2 fabric options at <https://csi.nebraska.gov/fabric-vinyl-options>. Contact your sales representation for Tier 3 fabric options.